

WireFree Databook





Why Somfy?



Somfy has been improving everyday life for more than 270 million people by designing and manufacturing intelligent motorization solutions for interior window coverings and exterior solar protections. Somfy innovates to automate and connect shades, blinds, draperies, awnings, rolling shutters, exterior screens & pergolas for commercial and residential buildings in 58 countries across the globe. With 200+ million motors produced over the last half century, Somfy is committed to creating reliable and sustainable solutions that promote the best way of living and well-being for all.

- Somfy has a production capacity of more than 70,000 motors per day.
- Somfy motors have over 600 approved standards worldwide.
- Somfy has certified over 100 patents since the year 2000.
- Every Somfy motor goes through an extensive quality assurance process including testing in extreme environmental conditions, for electrostatic discharge, mechanical shock, and high life cycle.
- Somfy has a network of 15,000 trained professional installers throughout the world.

Somfy operates in 60 countries, with 76 subsidiaries, and 60 agencies spread across 5 continents. With 8 production centers, Somfy is an efficient and reactive industry leader. Thanks to its strict quality standards, Somfy is able to satisfy the needs of over 270 million users worldwide.

Somfy has a committed customer support team comprised of Somfy motor and control specialists available for assistance:

Somfy Corporate Headquarters
800-22-SOMFY (76639)

General Customer Service
877-210-5327
CustomerService_us@somfy.com

Standard Purchase Order
Ordering_us@somfy.com

Rush Purchase Order
ExpeditedShippingOrders_us@somfy.com

Accounting Inquiries
AccountsReceivable@somfy.com

Technical Support
877-233-0019
TechnicalSupport_us@somfy.com

Warranty Claim Requests
us_Return@somfy.com



Somfy understands that training and support are critical to success. Somfy's Expert Program provides a platform for those who want to enhance their expertise of motorization and control solutions. Visit www.somfysystems.com/expert-program to learn more.

Table of Contents

Introduction	3	40mm WireFree Mechanical Accessories	33
Motor Specifications and Hardware Systems		Cord Lift 25 WireFree™ Zigbee (External Battery)	34
Roll Up 24 WireFree™ RTS (Li-ion)	4	Cord Lift WireFree™ RTS (External Battery)	35
24mm WireFree Motor Crown, Drive, and Bracket Adaptors	5	TL25 Hardware Systems and Accessories	36
Roll Up 28 WireFree™ RTS V2 (Li-ion)	6	Cord Lift WireFree™ CL32 RTS	37
Roll Up 28 WireFree™ RTS V2 (External Battery)	7	CL32 RTS Hardware Systems and Accessories	38
Sonesse® 28 WireFree Zigbee (Li-ion)	8	Tilt 50 WireFree™ Through-Shaft Zigbee (External Battery)	39
Sonesse® 28 WireFree Zigbee (External Battery)	9	Tilt Only 50 WireFree™ RTS Through Shaft	40
Sonesse® 28 WireFree RTS (Li-ion)	10	Tilt 50 Hardware Systems and Accessories	41
Sonesse® 28 WireFree RTS (External Battery)	11		
28mm WireFree Hardware Systems		WireFree Controls	
RollEase® R-Series & ZMC XR-Series	12	Zigbee® Technology	42
RollEase® Skyline & ZMC XL-Series	13	Radio Technology Somfy® (RTS)	42
Louvolute® System 40 & ZMC RS-Series	14	Dry Contact	43
28mm WireFree Motor Crown and Drive Adaptors	15		
Sonesse® ULTRA 30 WireFree Zigbee (Li-ion)	16	WireFree Power Accessories	
Sonesse® ULTRA 30 WireFree RTS (Li-ion)	17	Power Accessories	44
30mm WireFree Hardware Systems		Power Hardware Accessories	44
Acmeda®	18		
Somfy Decorator Type	19	Decoflex & Smooove® Button Engraving Forms	
RollEase® Standard & ZMC XR-Series	20	Decoflex Wirefree™ Surface 5 Channel	45
RollEase® Skyline & ZMC XR-Series	21	Decoflex Keypad	46
Louvolute System 40 and ZMC RS-Series	22	Smooove® Wireless Wall Switches	47
Somfy CTS 40	23		
30mm WireFree Motor Crown and Drive Adaptors	24		
Sonesse® 40 WireFree RTS (Li-ion)	25		
40mm WireFree Hardware Systems			
Acmeda® System	26		
Somfy Decorator Type	28		
RollEase® Skyline	30		
Somfy CTS 40	31		
Bracket, Fascia, and Cassette Solutions			
RollEase®	32		
ZMC®	32		

RollEase® is a registered trademark of RollEase®, Inc. - Stamford, CT.

Louvolute® is a registered trademark of Louver-lite Limited.

Hunter Douglas® is a registered trademark of Hunter Douglas Industries Switzerland GmbH Corporation- Luzern, Switzerland.

Comfortex® is a registered trademark of Comfortex Corporation - New York, NY.

RadioRA® 2, HomeWorks® QS, GRAFIK Eye® QS, and Quantum® are a registered trademark of Lutron Electronics Inc.

Energizer® is a registered trademark of Energizer Battery Company, Inc.

Zigbee® is a registered trademark of Connectivity Standards Alliance.

Amazon, Alexa, and all related logos are the trademarks of Amazon.com, Inc. or its affiliates.

All brands, products and trademarks are the property of their respective owners.

Conveniently WireFree

This document is a presentation of the motors, accessories, and specifications related to the wirefree motor range. It provides the technical information needed to order, fabricate, and sell battery-powered motors.


Somfy offers an innovative and simple line of completely battery-powered wirefree motors. These motors install in minutes and provide a perfect solution for hard-to-reach window coverings and offer solutions in areas where access to wiring may be a challenge. This allows users to create the best living environment with optimal natural light levels at the press of a button without the need for an electrician. The wirefree motors can be controlled using hand-held remotes, an app on a smart device, the sound of your voice, wireless wall switches, table top controls, sensors, timers, and third-party automation systems.



Zigbee®: A comfort-driven ecosystem of smart shading products featuring real-time, bi-directional communication.




Radio Technology Somfy® (RTS): wireless radio control of motorized window coverings via the RTS family of controls.



Solar/Roller Shades



Sheer Horizontal Shades



Roman/Woven Shades



Pleated/Cellular Shades



Horizontal Blinds



Layered Shades



As with all Somfy products, the WireFree motors are backed by a 5 year warranty.

Roll Up 24 WireFree™ RTS (Li-ion)

Item #: 1240278



Offers control via
Radio Technology
Somfy® (RTS)



Applications



Roller
Shades



Roman
Shades



Sheer
Horizontal



Woven
Wood




Layered
Shades

Technical Features

Voltage Supply	12V DC
Index Protection Rating (interior use only)	IP 20
Limit Switch Type	Electronic

Temperature Working Range	32°F to 140°F (0°C to 60°C)
Insulation Class	Class III
Antenna	17.5cm wire length, must not be cut or lengthened. for greatest RF range, must be exposed and should not come in contact with metal surfaces. RF wire may need to be repositioned for optimal performance.

Dimensions



Specifications

Nominal Torque	0.55 Nm
Nominal Speed	38 rpm
Adjustable Speed	20-38 by increment of 2 rpm
Radio Protocol	RTS
Radio Frequency	433.42 MHz
Battery Type	12V 800mAh (built-in Lithium-ion)
Battery Autonomy	Only recharge twice per year*
Charging Time	<4.5 Hrs.
Low Battery Indicator	LED (on motor head)

Certifications



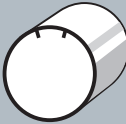

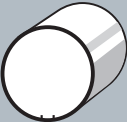

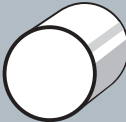

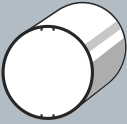



*Based on average shade size and one cycle per day

24mm WireFree Motor

Crown, Drive, and Bracket Adaptors

Crowns & Drives for 24mm Motors

 <p>Louvolite® 32mm</p>	 <p>Crown & Drive for Louvolite 32 #9025710</p>	 <p>Rollease 1.25"</p>	 <p>Crown & Drive for Rollease 1.25" (32mm) #9025711</p>
 <p>Rollease 1.125"</p>	 <p>Crown & Drive for Rollease 1.125" (28mm) #9025712</p>	 <p>28mm Round</p>	 <p>Crown & Drive for 28mm Tube #9025744</p>
 <p>HD Ø 31mm</p>	 <p>Crown & Drive for HD 31mm Tube #9025745</p>		

Motor Plates for 24mm Motors

 <p>Motor Plate (Starhole) #9025713</p>	 <p>Motor Plate (with Ears) #9025735</p>	 <p>Motor Plate for Louvolite 32 #9025736</p>
 <p>Motor Plate for Skyline #9025737</p>	 <p>Motor Plate Pin (6mm x 3mm) #9025738</p>	

Roll Up 28 WireFree™ RTS V2 (Li-ion)

Item #: 1241150



Offers control via
Radio Technology
Somfy® (RTS)



Applications



Roller
Shades



Cellular
Shades*



Pleated
Shades*



Roman
Shades



Sheer
Horizontal



Woven
Wood



Layered
Shades


* When used with Somfy CTS40

Technical Features

Voltage Supply	12V DC
Index Protection Rating (interior use only)	IP 20
Limit Switch Type	Electronic

Temperature Working Range	32°F to 140°F (0°C to 60°C)
Insulation Class	Class III
Antenna	17.5cm wire length, must not be cut or lengthened. for greatest RF range, must be exposed and should not come in contact with metal surfaces. RF wire may need to be repositioned for optimal performance.

Dimensions



Specifications

Nominal Torque	1.1 Nm
Nominal Speed	20 rpm
Adjustable Speed	10-28 by increment of 2 rpm
Radio Protocol	RTS
Radio Frequency	433.42 MHz
Battery Type	12V 2600mAh (built-in Lithium-ion)
Battery Autonomy	Only recharge once per year*
Charging Time	4.5 Hrs.
Low Battery Indicator	LED (on motor head)

Certifications



*Based on average shade size and one cycle per day

Roll Up 28 WireFree™ RTS V2 (External Battery)

Item #: 1241162



Offers control via
Radio Technology
Somfy® (RTS)



Applications



Roller
Shades



Cellular
Shades*



Pleated
Shades*



Roman
Shades



Sheer
Horizontal



Woven
Wood



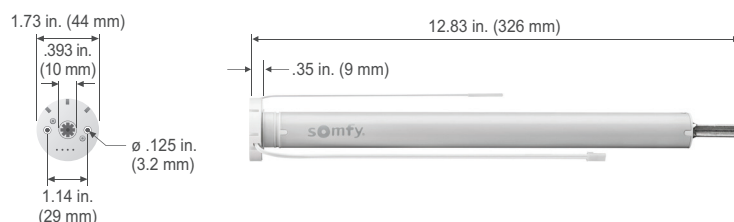
Layered
Shades

* When used with Somfy CTS40

Technical Features

Voltage Supply	12V DC	Temperature Working Range	32°F to 140°F (0°C to 60°C)
Index Protection Rating (interior use only)	IP 20	Insulation Class	Class III
Limit Switch Type	Electronic	Antenna	17.5cm wire length, must not be cut or lengthened. for greatest RF range, must be exposed and should not come in contact with metal surfaces. RF wire may need to be repositioned for optimal performance.

Dimensions



Specifications

Nominal Torque	1.1 Nm
Nominal Speed	20 rpm
Adjustable Speed	10 to 28 by increment of 2 rpm
Radio Protocol	RTS
Radio Frequency	433.42 MHz
Battery Type	12V 2600mAh (External Lithium-ion)
Battery Autonomy	Only recharge once per year*
Charging Time	4.5 Hrs.
Low Battery Indicator	LED (on motor head)

*Based on average shade size and one cycle per day

Certifications



Soness® 28 WireFree Zigbee (Li-ion)

Item #: 1241755



Somfy
DESIGNED FOR
SILENCE



Applications



Roller
Shades



Cellular
Shades*



Pleated
Shades*



Roman
Shades



Sheer
Horizontal



Woven
Wood



Layered
Shades

* When used with Somfy CTS40

Technical Features

Voltage Supply	12V DC
Index Protection Rating (interior use only)	IP 20
Limit Switch Type	Electronic

Temperature Working Range	32°F to 140°F (0°C to 60°C)
Insulation Class	Class III
Antenna	15 cm wire length, must not be cut or lengthened. For greatest RF range, must be exposed and should not come in contact with metal surfaces. RF wire may need to be repositioned for optimal performance.

Dimensions



Specifications

Nominal Torque	1.1 Nm
Nominal Speed	20 rpm
Adjustable Speed	10-28 by increment of 1 rpm
Radio Protocol	Zigbee 3.0 / Bluetooth 4.2
Radio Frequency	2.4 GHz
Battery Type	12V 2600mAh (built-in Lithium-ion)
Battery Autonomy	Only recharge once per year*
Charging Time	< 4 to 5 Hrs.
Low Battery Indicator	LED (on motor head)

Certifications



*Based on average shade size and one cycle per day

Soness® 28 WireFree Zigbee (External Battery)

Item #: 1241754



Somfy
DESIGNED FOR
SILENCE



Applications



Roller
Shades



Cellular
Shades*



Pleated
Shades*



Roman
Shades



Sheer
Horizontal



Woven
Wood



Layered
Shades

* When used with Somfy CTS40

Technical Features

Voltage Supply 12V DC

Index Protection Rating IP 20
(interior use only)

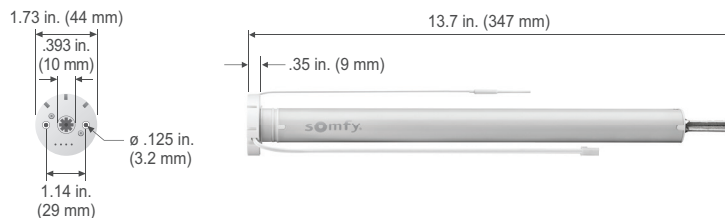
Limit Switch Type Electronic

Temperature Working Range 32°F to 140°F (0°C to 60°C)

Insulation Class Class III

Antenna 15 cm wire length, must not be cut or lengthened. For greatest RF range, must be exposed and should not come in contact with metal surfaces. RF wire may need to be repositioned for optimal performance.

Dimensions



Specifications

Nominal Torque	1.1 Nm
Nominal Speed	20 rpm
Adjustable Speed	10 to 28 by increment of 1 rpm
Radio Protocol	Zigbee 3.0 / Bluetooth 4.2
Radio Frequency	2.4 GHz
Battery Type	12V 2600mAh (External Lithium-ion)
Battery Autonomy	Only recharge once per year*
Charging Time	< 4 to 5 Hrs.
Low Battery Indicator	LED (on motor head)

Certifications



*Based on average shade size and one cycle per day

Soness® 28 WireFree RTS (Li-ion)

Item #: 1003297



Somfy
DESIGNED FOR
SILENCE



Offers control via
Radio Technology
Somfy® (RTS)



Applications



Roller
Shades



Cellular
Shades*



Pleated
Shades*



Roman
Shades



Sheer
Horizontal



Woven
Wood



Layered
Shades

* When used with Somfy CTS40

Technical Features

Voltage Supply	12V DC
Index Protection Rating (interior use only)	IP 20
Limit Switch Type	Electronic

Temperature Working Range	32°F to 140°F (0°C to 60°C)
Insulation Class	Class III
Antenna	17.5cm wire length, must not be cut or lengthened. for greatest RF range, must be exposed and should not come in contact with metal surfaces. RF wire may need to be repositioned for optimal performance.

Dimensions



Specifications

Nominal Torque	1.1 Nm
Nominal Speed	20 rpm
Adjustable Speed	10-28 by increment of 2 rpm
Radio Protocol	RTS
Radio Frequency	433.42 MHz
Battery Type	12V 2600mAh (built-in Lithium-ion)
Battery Autonomy	Only recharge once per year*
Charging Time	4.5 Hrs.
Low Battery Indicator	LED (on motor head)

Certifications



*Based on average shade size and one cycle per day

Soness® 28 WireFree RTS (External Battery)

Item #: 1241230



Somfy
DESIGNED FOR
SILENCE



Offers control via
Radio Technology
Somfy® (RTS)



Applications



Roller
Shades



Cellular
Shades*



Pleated
Shades*



Roman
Shades



Sheer
Horizontal



Woven
Wood



Layered
Shades

* When used with Somfy CTS40

Technical Features

Voltage Supply 12V DC

Index Protection Rating IP 20
(interior use only)

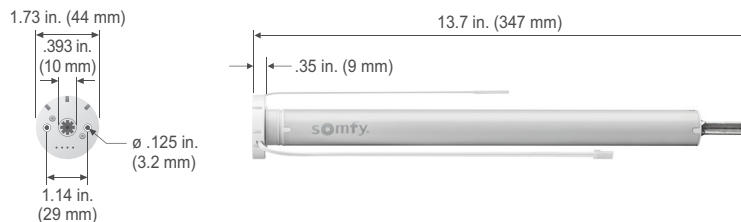
Limit Switch Type Electronic

Temperature Working Range 32°F to 140°F (0°C to 60°C)

Insulation Class Class III

Antenna 17.5cm wire length, must not be cut or lengthened.
for greatest RF range, must be exposed and should not
come in contact with metal surfaces. RF wire may need
to be repositioned for optimal performance.

Dimensions



Specifications

Nominal Torque	1.1 Nm
Nominal Speed	20 rpm
Adjustable Speed	10 to 28 by increment of 2 rpm
Radio Protocol	RTS
Radio Frequency	433.42 MHz
Battery Type	12V 2600mAh (External Lithium-ion)
Battery Autonomy	Only recharge once per year*
Charging Time	4.5 Hrs.
Low Battery Indicator	LED (on motor head)

*Based on average shade size and one cycle per day

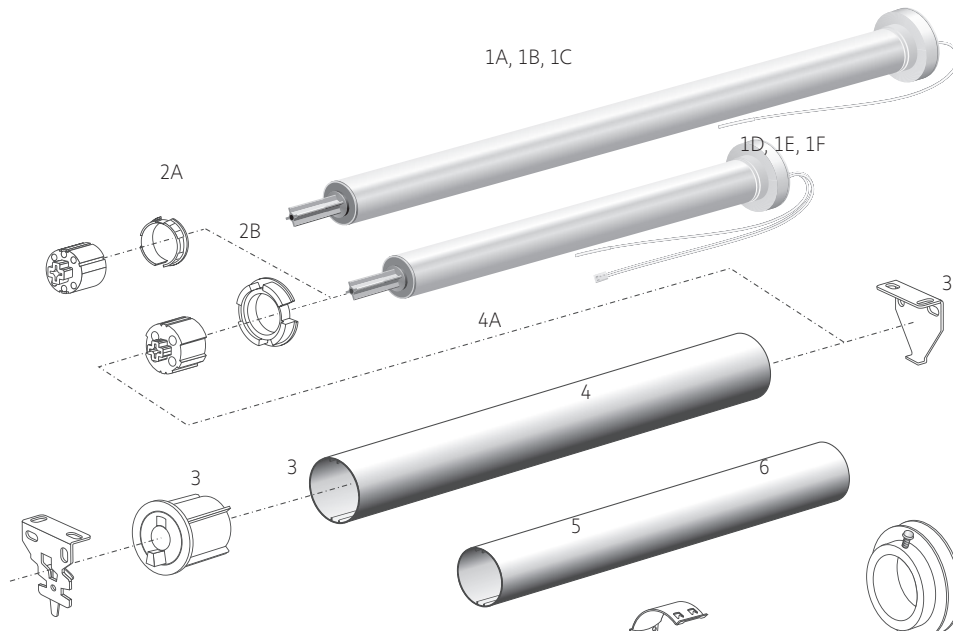
Certifications




28mm WireFree Hardware Systems

RollEase® R-Series & ZMC XR-Series

Standard Bracket Components



Dimensions and Light Gap Specifications



*Dimensions for reference only and may differ depending on Mfg. product changes, installation, etc.

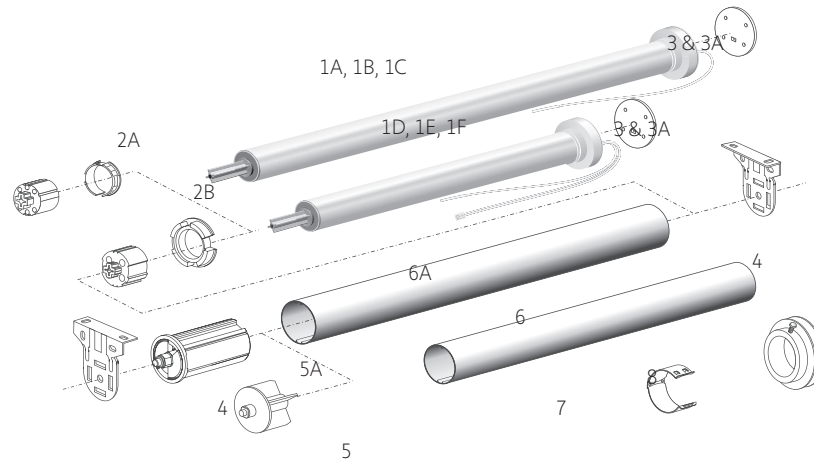
Product Chart

Image	Description	Catalog Number
1A	Sonesse® 28 WireFree Zigbee (Li-ion)	1241755
1B	Sonesse® 28 WireFree RTS (Li-ion)	1003297
1C	Roll Up 28 WireFree™ RTS V2 (Li-ion)	1241150
1D	Sonesse® 28 WireFree Zigbee (External Battery)	1241754
1E	Sonesse® 28 WireFree RTS (External Battery)	1241230
1F	Roll Up 28 WireFree™ RTS V2 (External Battery)	1241162
2A	Crown and Drive (for Rollease® 1.25" Tube & ZMC 1.25" Z-Tube)	9025815
2B	Crown and Drive (for Rollease® 1.5" Tube & ZMC 1.5" Z-Tube)	9020674
3	Rollease® 1.5" Projection Bracket Kit R8 Series & ZMC 1.5" Projection XR-Series Brackets	Contact Somfy/ZMC
4	Rollease® 1.5" Tube ZMC 1.5" Z-Tube	9017913 Contact ZMC
4A	Rollease® 1.25" Tube & ZMC 1.25" Z-Tube	Contact Somfy/ZMC
5	Cord Clips (for Rollease® 1.5" Tube & ZMC 1.5" Z-Tube)	9012200
6	Take-Up Reel (for Rollease® 1.5" Tube & ZMC 1.5" Z-Tube)	1780786

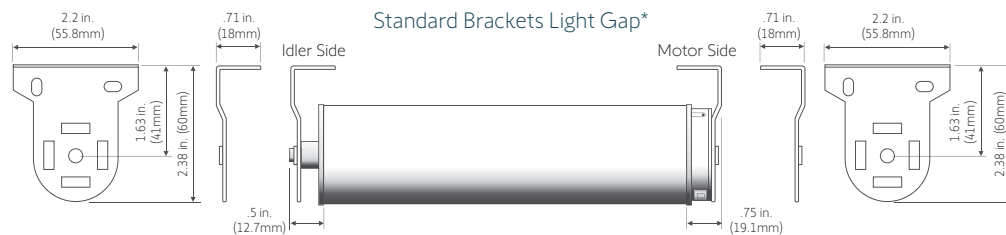
28mm WireFree Hardware Systems

RollEase® Skyline & ZMC XL-Series

Standard Bracket Components



Dimensions and Light Gap Specifications



*Dimensions for reference only and may differ depending on Mfg. product changes, installation, etc.

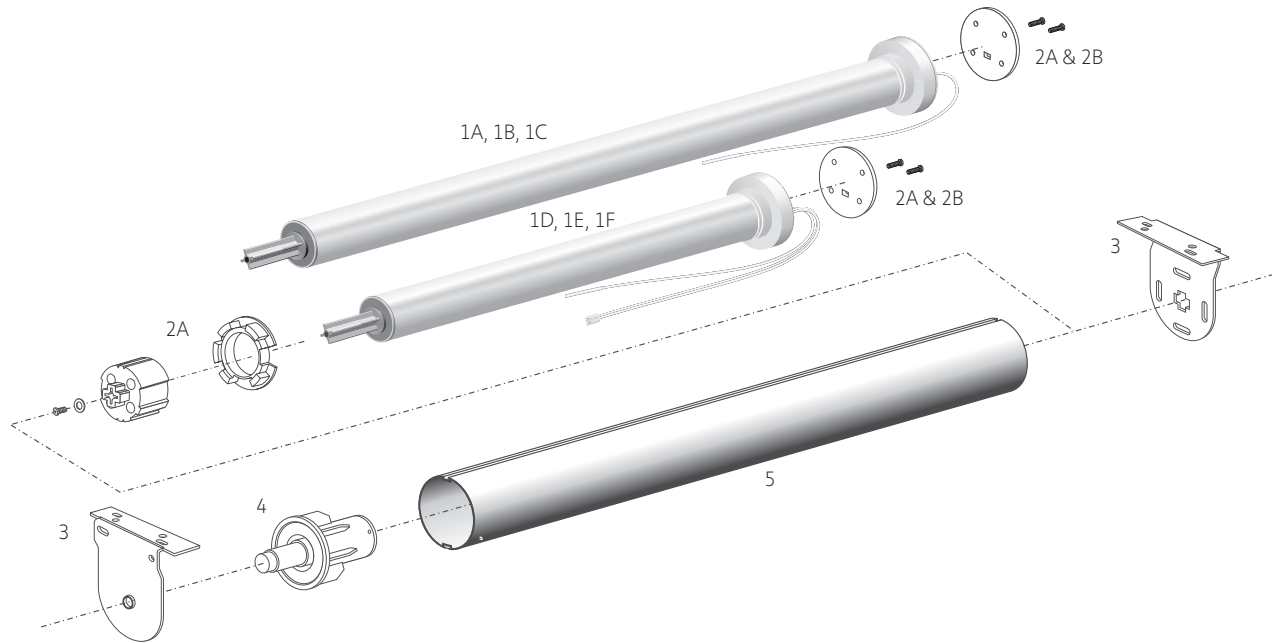
Product Chart

Image	Description	Catalog Number
1A	Sonesse® 28 WireFree Zigbee (Li-ion)	1241755
1B	Sonesse® 28 WireFree RTS (Li-ion)	1003297
1C	Roll Up 28 WireFree™ RTS V2 (Li-ion)	1241150
1D	Sonesse® 28 WireFree Zigbee (External Battery)	1241754
1E	Sonesse® 28 WireFree RTS (External Battery)	1241230
1F	Roll Up 28 WireFree™ RTS V2 (External Battery)	1241162
2A	Crown and Drive (for Rollease® 1.25" Tube & ZMC 1.25" Z-Tube)	9025815
2B	Crown and Drive (for Rollease® 1.5" Tube & ZMC 1.5" Z-Tube)	9020674
3	Motor Adaptor Plate for Rollease® Skyline and ZMC XL Series Brackets W/ Screws	9016378
3A	M3.5 x 9mm Screw (Sonesse® 40 WireFree, Sonesse® 28/30 WireFree & Roll Up WireFree only)	9014066
4	Skyline Series Brackets 1.5" Projection (Rollease®) (2 Required)	9017910
4	XL-Series Brackets 1.5" Projection (ZMC) (1 Pair required)	Contact ZMC
5	Skyline Series Idler End Plug (for Rollease® 1.25" Tube)	Contact ZMC
5	XL-Series Idle End (for ZMC 1.25" Z-Tube)	Contact ZMC
5A	Skyline Series Heavy Duty Idler End Plug (for Rollease® 1.5" Tube)	9017912
5A	XL-Series Idle End (for ZMC 1.5" Z-Tube)	Contact ZMC
6	Rollease® Style 1.5" Tube ZMC 1.5" Z-Tube	9017913 Contact ZMC
6A	Rollease® Style 1.25" Tube & ZMC 1.25" Z-Tube	Contact ZMC
7	Cord Clips (for Rollease® 1.5" Tube & ZMC 1.5" Z-Tube)	9012200
8	Take-Up Reel (for Rollease® 1.5" Tube & ZMC 1.5" Z-Tube)	1780786

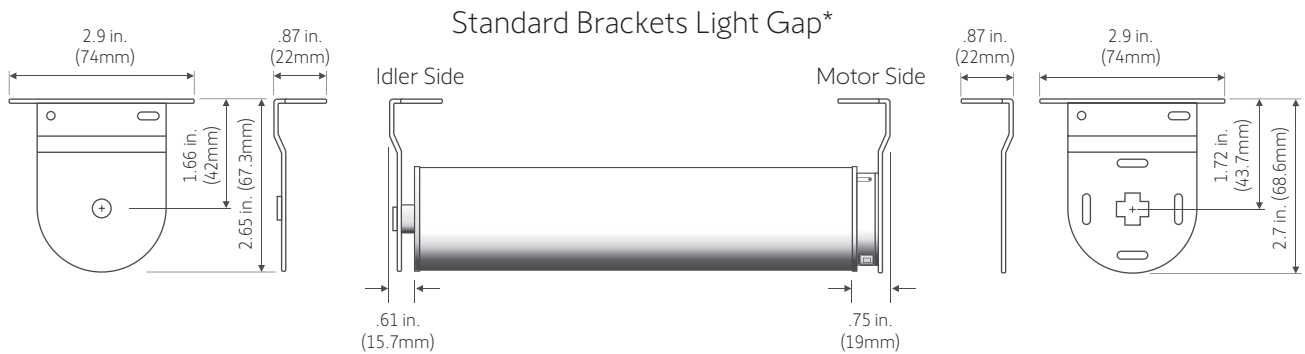
28mm WireFree Hardware Systems

Louvolite® System 40 & ZMC RS-Series

Standard Bracket Components



Dimensions and Light Gap Specifications



*Dimensions for reference only and may differ depending on Mfg. product changes, installation, etc.


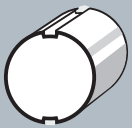
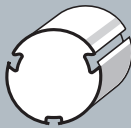

Product Chart

Image	Description	Catalog Number
1A	Sonesse® 28 WireFree Zigbee (Li-ion)	1241755
1B	Sonesse® 28 WireFree RTS (Li-ion)	1003297
1C	Roll Up 28 WireFree™ RTS V2 (Li-ion)	1241150
1D	Sonesse® 28 WireFree Zigbee (External Battery)	1241754
1E	Sonesse® 28 WireFree RTS (External Battery)	1241230
1F	Roll Up 28 WireFree™ RTS V2 (External Battery)	1241162
2A	Crown and Drive (for Louvolite 40mm Tube & ZMC 1.5" RS-Tube includes Motor Adaptor Plate with Screws)	9020675
2B	M3.5 x 9mm Screw (Sonesse® 40 WireFree, Sonesse® 28/30 WireFree & Roll Up WireFree only)	9014066
3	Motor & Idler Bracket Kit (for Louvolite® Style System 40 & ZMC RS-Series)	9013715
4	Collapsible End Plug (for Louvolite® Style System 40 & ZMC RS-Series)	9013716
5	Louvolite® Style 40mm Tube & ZMC 1.5" RS-Tube	Contact ZMC

28mm WireFree Motor

Crown and Drive Adaptors

Crowns & Drives for 28mm Motors

 <p>ø 1.25 in. / 32mm RollEase®</p>	 <p>#9025815</p>	 <p>ø 1.625 in. / 41.28mm Louvolite® System 40</p>	 <p>#9020675</p>	 <p>Louvolite® 45mm</p>	 <p>#9025811</p>
 <p>ø 1.5 in. / 38mm RollEase®</p>	 <p>#9020674</p>	 <p>ø 1.05 in. / 28mm Round Tube (Standard)</p>	 <p>#9026644</p>		

Specialty Applications - Crown and drives may not be suitable for all applications.

NOTE: Please confirm manufacturers current tube profile corresponds to illustrations shown.

 <p>Silhouette® Hunter Douglas</p>	 <p>Silhouette® (post March '04) #9025816</p>	 <p>Vignette® Hunter Douglas</p>	 <p>Vignette® #9025813</p>	 <p>Shangri-La® / Vienna Comfortex® / Turnils Old Style</p>	 <p>Shangri-La® / Vienna Tube #9026396</p>
 <p>Shangri-La® / Vienna Comfortex® / Turnils New Style</p>	 <p>Shangri-La® / Vienna Tube #9026395</p>	 <p>HD ø 31mm</p>	 <p>#9025812</p>	 <p>HD ø 37mm</p>	 <p>#9020699</p>
 <p>Acmeda 45</p>	 <p>#9021018</p>	 <p>Acmeda 45 HVY DTY</p>	 <p>#9021036</p>		 <p>Sonesse® 30 WireFree to 400 Series Adaptor Kit #9020676</p>
 <p>Rollease/ZMC 2"</p>	 <p>Crown & Drive for Rollease/ ZMC 2" Profiled Tube #9021017</p>	 <p>Silhouette® Hunter Douglas</p>	 <p>Crown & Drive Set Adaptor for Hunter Douglas 4" Silhouette #9016953 (Use with #9020676)</p>		

Soness® ULTRA 30 WireFree Zigbee (Li-ion)

Item #: 1241752



Somfy
DESIGNED FOR
SILENCE

WireFree™



Applications



Roller
Shades



Cellular
Shades*



Pleated
Shades*



Roman
Shades



Sheer
Horizontal



Woven
Wood



Layered
Shades

* When used with Somfy CTS40

Technical Features

Voltage Supply 12V DC

Index Protection Rating IP 20
(interior use only)


Limit Switch Type Electronic

Temperature Working Range 32°F to 140°F (0°C to 60°C)

Insulation Class Class III

Antenna 15 cm wire length, must not be cut or lengthened. For greatest RF range, must be exposed and should not come in contact with metal surfaces. RF wire may need to be repositioned for optimal performance.

Dimensions



Specifications

Nominal Torque	2 Nm
Nominal Speed	20 rpm
Adjustable Speed	10-28 by increment of 1 rpm
Radio Protocol	Zigbee 3.0 / Bluetooth 4.2
Radio Frequency	2.4 GHz
Battery Type	12V 2600mAh (built-in Lithium-ion)
Battery Autonomy	Only recharge once per year*
Charging Time	< 4 to 5 Hrs.
Low Battery Indicator	LED (on motor head)

*Based on average shade size and one cycle per day

Certifications



Sonesse® ULTRA 30 WireFree RTS (Li-ion)

Item #: 1003310



Somfy
DESIGNED FOR
SILENCE



Offers control via
Radio Technology
Somfy® (RTS)



Applications



Roller
Shades



Cellular
Shades*



Pleated
Shades*



Roman
Shades



Sheer
Horizontal



Woven
Wood



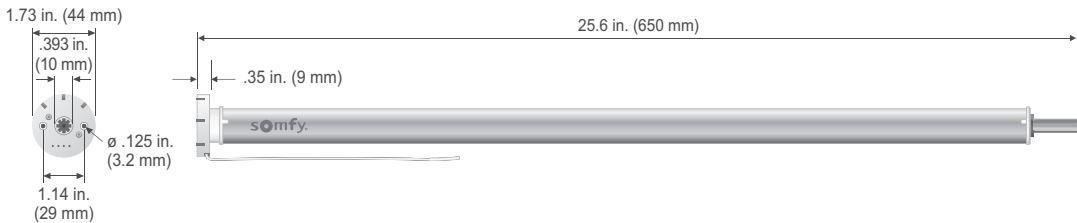
Layered
Shades

* When used with Somfy CTS40

Technical Features

Voltage Supply	12V DC	Temperature Working Range	32°F to 140°F (0°C to 60°C)
Index Protection Rating (interior use only)	IP 20	Insulation Class	Class III
Limit Switch Type	Electronic	Antenna	17.5cm wire length, must not be cut or lengthened. for greatest RF range, must be exposed and should not come in contact with metal surfaces. RF wire may need to be repositioned for optimal performance.

Dimensions



Specifications

Nominal Torque	2 Nm
Nominal Speed	20 rpm
Adjustable Speed	10-28 by increment of 2 rpm
Radio Protocol	RTS
Radio Frequency	433.42 MHz
Battery Type	12V 2600mAh (built-in Lithium-ion)
Battery Autonomy	Only recharge once per year*
Charging Time	4.5 Hrs.
Low Battery Indicator	LED (on motor head)

Certifications

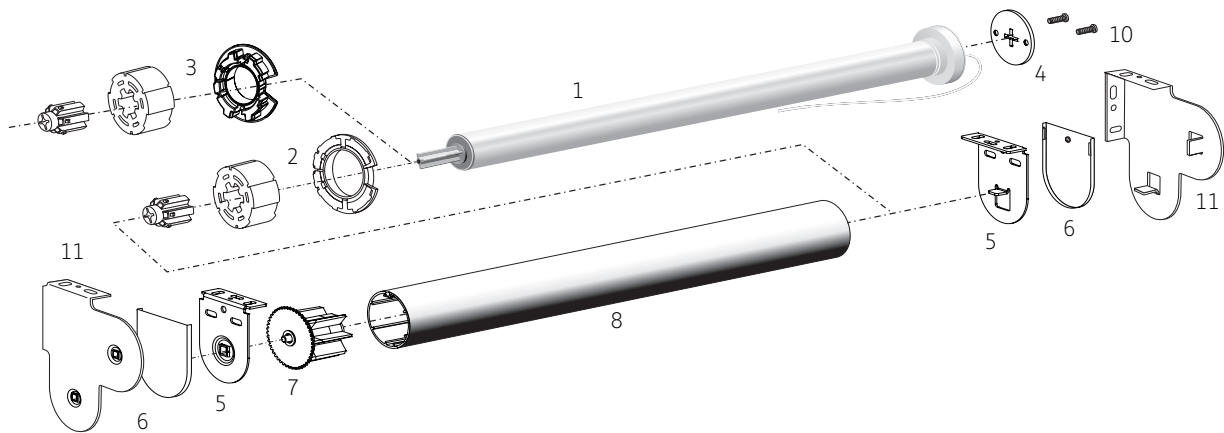


*Based on average shade size and one cycle per day

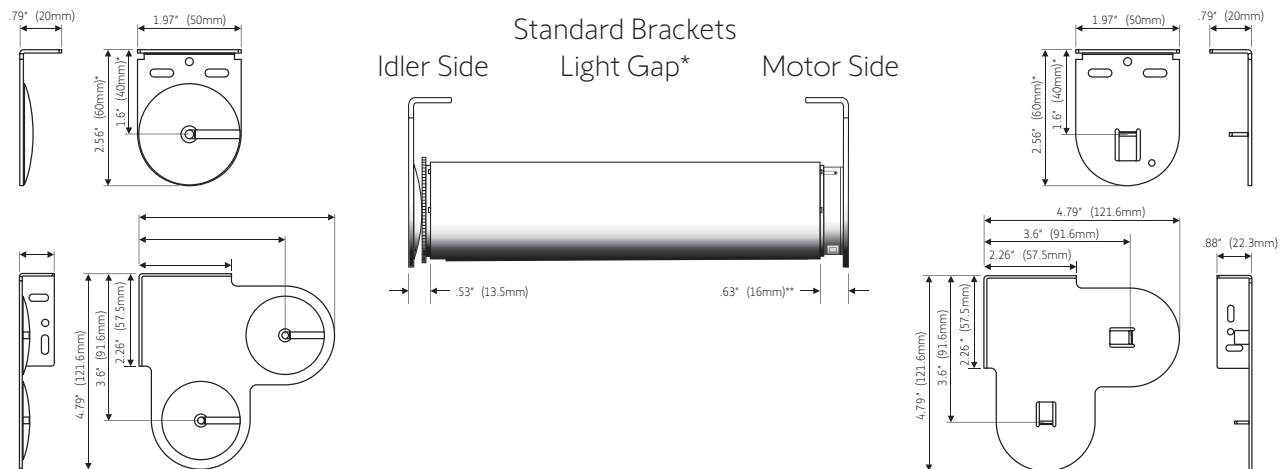
30mm WireFree Hardware Systems

Acmeda®

Standard Bracket Components



Dimensions and Light Gap Specifications



*Dimensions for reference only and may differ depending on Mfg. product changes, installation, etc.

Includes motor bracket adapter plate #9013789

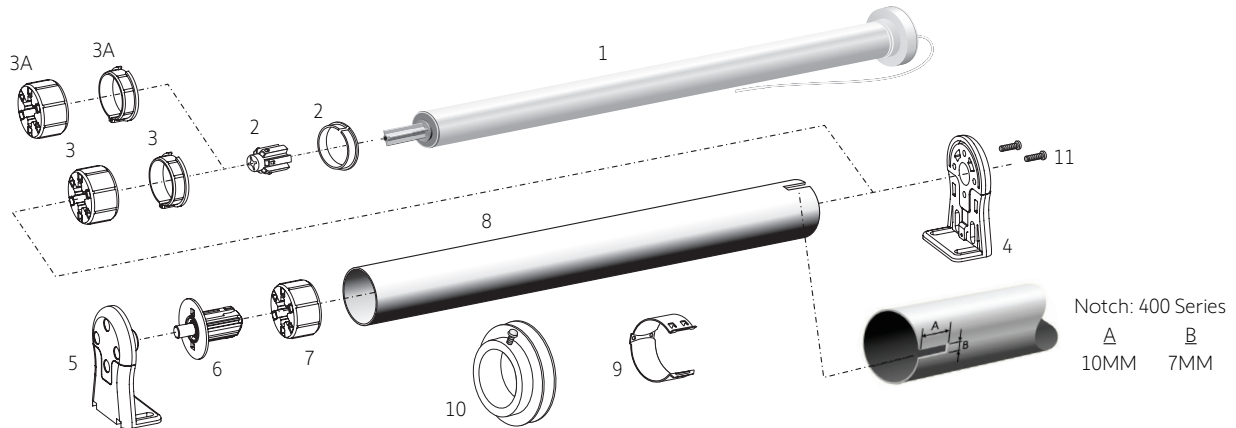
Product Chart

Image	Description	Catalog Number
1A	Sonesse® ULTRA 30 WireFree Zigbee (Li-ion)	1241752
1B	Sonesse® ULTRA 30 WireFree RTS (Li-ion)	1003310
2	Crown & Drive 45mm Tube (Acmeda Type) (does not require # 9020676)	9021018
3	Heavy Duty Crown & Drive 45mm (Acmeda Type) (does not require # 9020676)	9021036
4	Motor Bracket Adaptor Plate (Acmeda Type)	9013789
5	Motor & Idler Bracket Kit 40p (Acmeda Type)	9013778
6	Plastic Bracket Cover 40p Kit (Acmeda Type)	9013780
7	Idler End Plug 45mm Tube (Acmeda Type)	9013774
8	45mm Aluminum Tube (16 ft. max length)	1780688
9	M 3.5 x 9mm Screws	9014066
10	Dual Motor & Idler Bracket Kit 122mm x 122mm	9013782

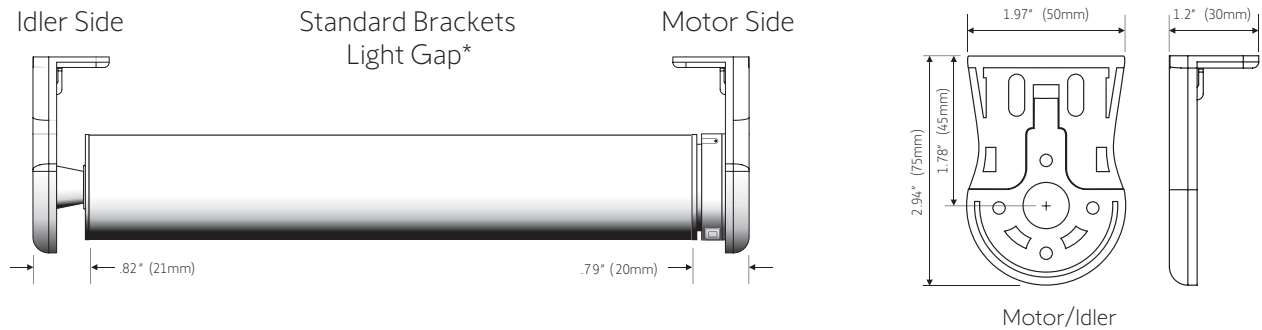
30mm WireFree Hardware Systems

Somfy Decorator Type

Standard Bracket Components



Dimensions and Light Gap Specifications



*Dimensions for reference only and may differ depending on Mfg. product changes, installation, etc.

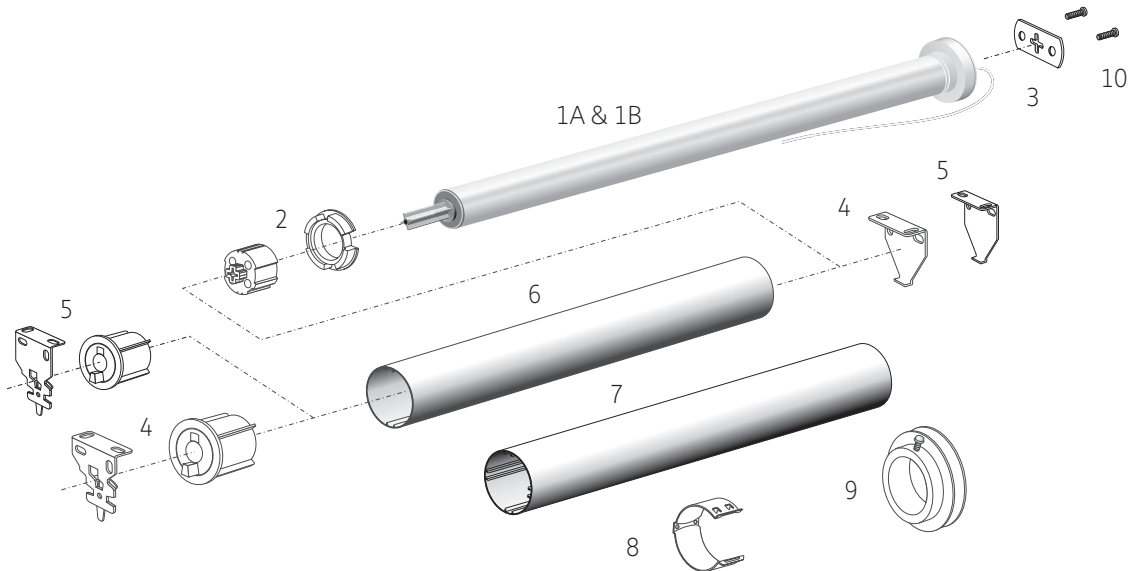
Product Chart

Image	Description	Catalog Number
1A	Sonesse® ULTRA 30 WireFree Zigbee (Li-ion)	1241752
1B	Sonesse® ULTRA 30 WireFree RTS (Li-ion)	1003310
2	Sonesse® 30 WireFree to LS40 Adaptor Kit (required part for conversion)	9020676
3	Crown and Drive (Somfy 40mm x 1.5mm Round Tube)	9012224
3A	Crown and Rubberized Drive (Somfy 40mm x 1.5mm Round Tube)	9016654
4	Motor Bracket (Decorator Type)	9500683
5	Idler End Bracket (Decorator Type)	9500685
6	Idler End Plug (Decorator Type)	9500688
7	40mm Round Drive (for use with Idler End Plug 9500688)	9147544
8	Somfy 40mm Round Tube (20ft. max length)	1781153
9	40mm Fabric/Cord Clip for Roman Shade Applications	9012200
10	Cord Take-Up Reel (40mm Tube)	1781152
11	M3.5 x 9MM Screws (Must be ordered separately when used with Sonesse® 30 Motor Range.)	9014066

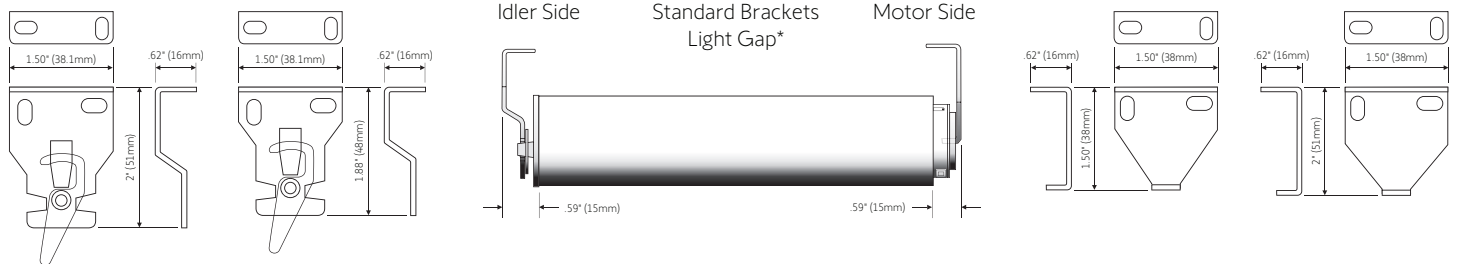
30mm WireFree Hardware Systems

RollEase® Standard & ZMC XR-Series

Standard Bracket Components



Dimensions and Light Gap Specifications



*Dimensions for reference only and may differ depending on Mfg. product changes, installation, etc.

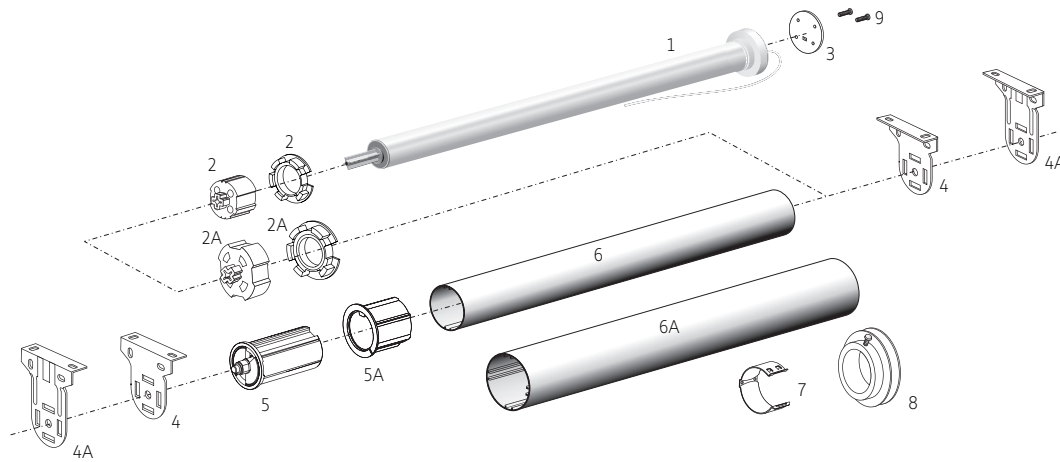
Product Chart

Image	Description	Catalog Number
1A 1B	Sonesse® ULTRA 30 WireFree Zigbee (Li-ion) Sonesse® ULTRA 30 WireFree RTS (Li-ion)	1241752 1003310
2	Crown and Drive for Rollease® 1.5" Tube	9020674
3	R8 Adaptor Plate	9012258
4	1.5" Projection Bracket Kit R8 Series & ZMC 1.5" Projection Xr-Series Brackets	Contact ZMC
5	2" Projection Bracket Kit R8 Series & ZMC 2" Projection Xr-Series Brackets	Contact ZMC
6	Rollease® 1.5" Tube	9017913
7	ZMC 1.5" Z-Tube	Contact ZMC
8	40mm Fabric/Cord Clip for Roman Shade Applications	9012200
9	Take-Up Reel (for Rollease® 1.5" Tube & ZMC 1.5" Z-Tube)	1780786
10	M3.5 x 9mm Screws	9014066

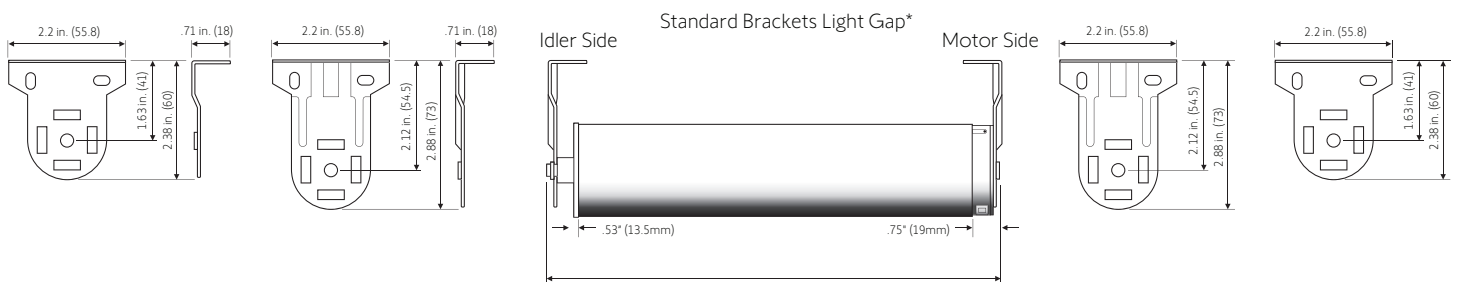
30mm WireFree Hardware Systems

RollEase® Skyline & ZMC XR-Series

Standard Bracket Components



Dimensions and Light Gap Specifications



*Dimensions for reference only and may differ depending on Mfg. product changes, installation, etc.

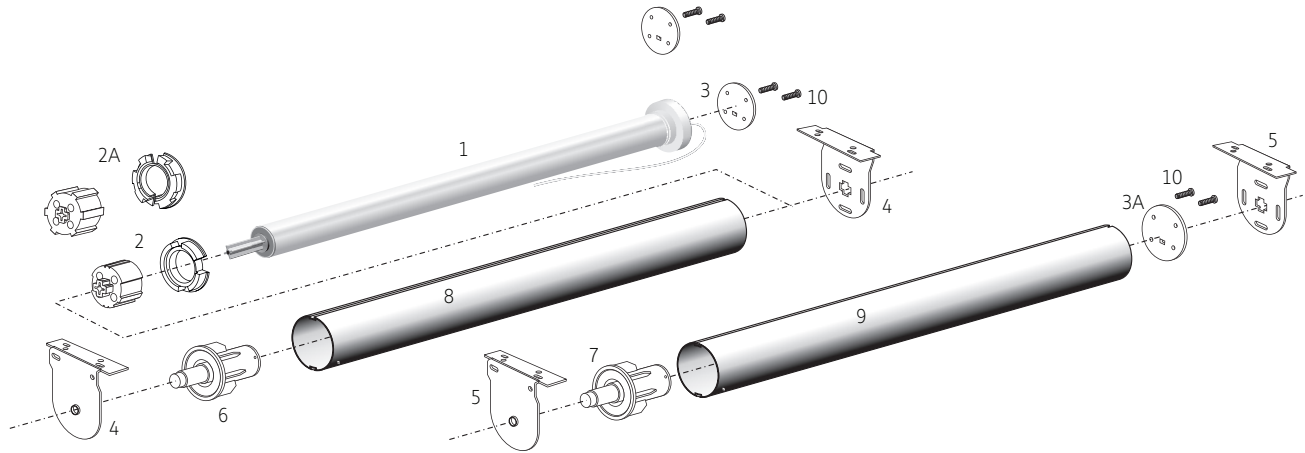
Product Chart

Image	Description	Catalog Number
1A	Sonesse® ULTRA 30 WireFree Zigbee (Li-ion)	1241752
1B	Sonesse® ULTRA 30 WireFree RTS (Li-ion)	1003310
2	Crown and Drive (for Rollease® 1.5" Tube & ZMC 1.5" Z-Tube)	9020674
2A	Crown and Drive (for Rollease® 2" Tube & ZMC 2" Z-Tube)	9021017
3	Motor Adaptor Plate for Rollease® Skyline Brackets W/Screws & ZMC XL Series Bracket	9016378
4	Skyline Series Brackets 1.5" Projection (Rollease®) (2 required)	9017910
4A	Skyline series Brackets 2" Projection (2 required)	9016325
5	Skyline Series Heavy Duty Idler End Plug (for Rollease® 1.5" Tube)	9017912
5A	Idler Adaptor Collar 2" Profile Tube	9016366
6	Rollease® 1.5" Tube	9017913
6	ZMC 1.5" Z-Tube	Contact ZMC
6A	Rollease 2" Profiled Tube	1781798
7	Cord Clips (for Rollease® 1.5" Tube & ZMC 1.5" Z-Tube)	9012200
8	Take-Up Reel (for Rollease® 1.5" Tube & ZMC 1.5" Z-Tube)	1780786
9	M3.5 x 9mm Screws	9014066

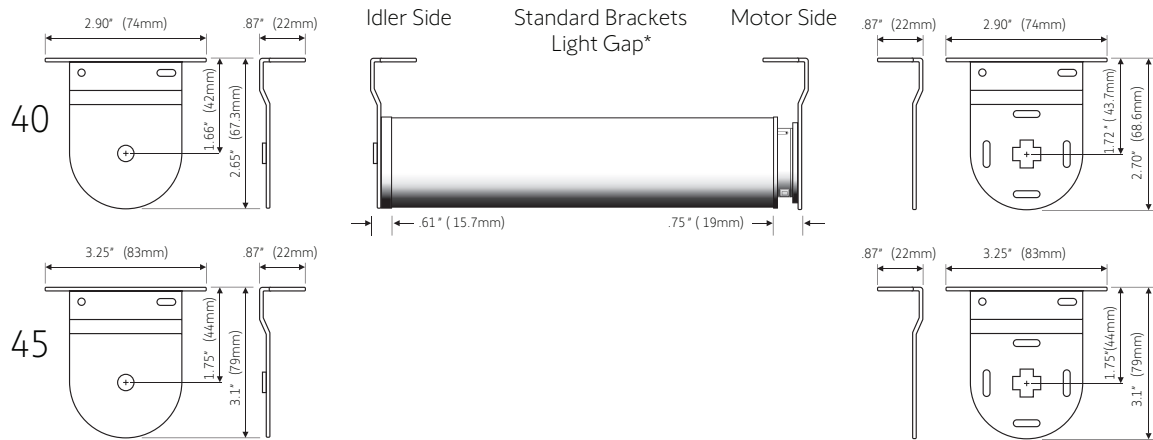
30mm WireFree Hardware Systems

Louvolite System 40 and ZMC RS-Series

Standard Bracket Components



Dimensions and Light Gap Specifications



*Dimensions for reference only and may differ depending on Mfg. product changes, installation, etc.

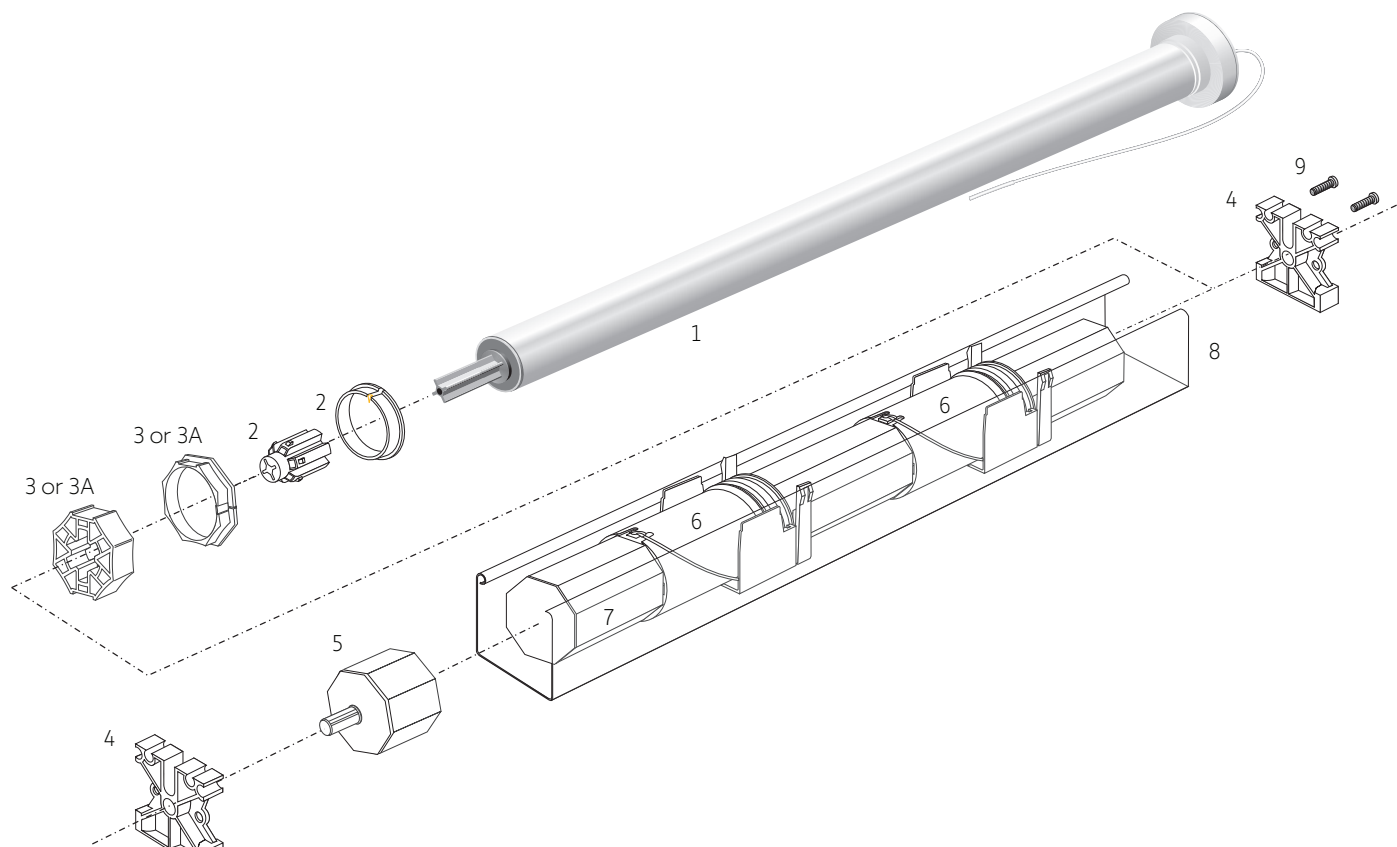
Product Chart

Image	Description	Catalog Number
1A	Sonesse® ULTRA 30 WireFree Zigbee (Li-ion)	1241752
1B	Sonesse® ULTRA 30 WireFree RTS (Li-ion)	1003310
2	Crown and Drive (Louvolite 40mm Tube) with Adaptor Plate and Screws	9020675
2A	Crown and Drive (Louvolite 45mm Tube) with Adaptor Plate and Screws	9025811
3	Motor & Idler Bracket Kit (for Louvolite® Style System 40 & ZMC RS-Series)	9013715
4	Motor & Idler Bracket Kit (Louvolite System 45)	9015554
5	Collapsible End Plug (for Louvolite® Style System 40 & ZMC RS-Series)	9013716
6	Collapsible End Plug (Louvolite System 45)	9015555
7	Louvolite® Style 40mm Tube & ZMC 1.5" RS-Tube	Contact ZMC
8	Louvolite 45mm Tube	Contact Louvolite
9	Screws M3.5 x 9mm	9014066

30mm WireFree Hardware Systems

Somfy CTS 40

Cord Take-Up System (CTS)



Product Chart

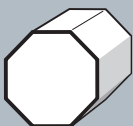

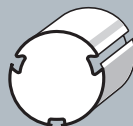
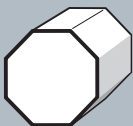
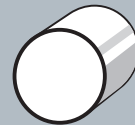
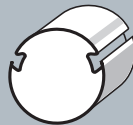
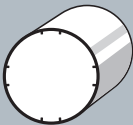
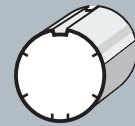
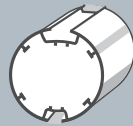
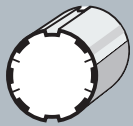
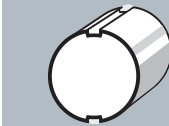
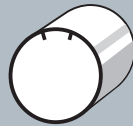
Image	Description	Catalog Number
1	Sonesse® ULTRA 30 WireFree RTS (Li-ion)	1003310
2	Sonesse® 30 WireFree to LS40 Adaptor with Screw & Washer	9020676
3	Crown and Drive Kit 40mm Octagonal Tube	9012225
3A	Rubberized Crown and Drive Kit 40mm Octagonal Tube	9016655
4	Motor/Idler Bracket (for 57mm x 51mm Headrail)	9500736
5	Idler End Plug for 40mm Octagonal Tube	9012274
6	CTS 40 (for 57mm x 41mm Headrail)	1781118
7	Somfy 40mm Octagonal Tube (20ft. Max Length)	1781154
8	57mm x 51mm (2" x 2 1/4") Gutter Rail Or Similar	Contact manufacturer
9	M3.5 x 9mm Screws	9014066
10	Rollease® Double Bracket	9016616
11	Rollease® Double Bracket Covers	9017267

30mm WireFree Motor

Crown and Drive Adaptors

Crowns & Drives for 30mm Motors

Compatible with
all 400 series
crowns and drives.



Sonesse® 40 WireFree RTS (Li-ion)

Item #: 1240485



Somfy
DESIGNED FOR
SILENCE



Offers control via
Radio Technology
Somfy® (RTS)



Applications



Roller
Shades



Cellular
Shades*



Pleated
Shades*



Roman
Shades



Sheer
Horizontal



Woven
Wood



Layered
Shades


* When used with Somfy CTS40

Technical Features

Voltage Supply	12V DC
Index Protection Rating (interior use only)	IP 30
Limit Switch Type	Electronic

Temperature Working Range	32°F to 140°F (0°C to 60°C)
Insulation Class	Class III
Antenna	12cm, wire length, must not be cut or lengthened. for greatest RF range, must be exposed and should not come in contact with metal surfaces. RF wire may need to be repositioned for optimal performance.

Dimensions



Specifications

Nominal Torque	3 Nm
Nominal Speed	20 rpm
Adjustable Speed	10-28 by increment of 2 rpm
Radio Protocol	RTS
Radio Frequency	433.42 MHz
Battery Type	12V 4600mAh (built-in Lithium-ion)
Battery Autonomy	Only recharge once per year*
Charging Time	8 Hrs.
Low Battery Indicator	LED (on motor head)

* Based on one cycle (up and down) per day.

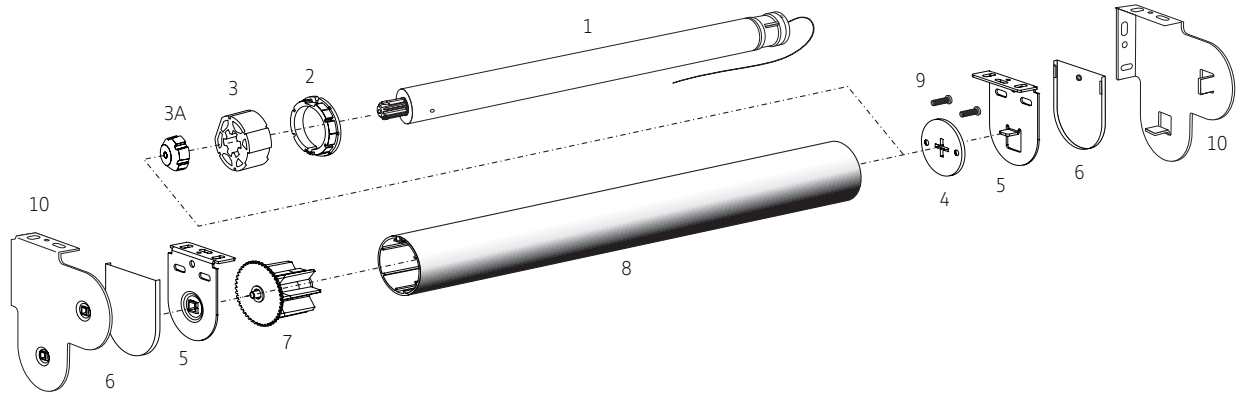
Certifications



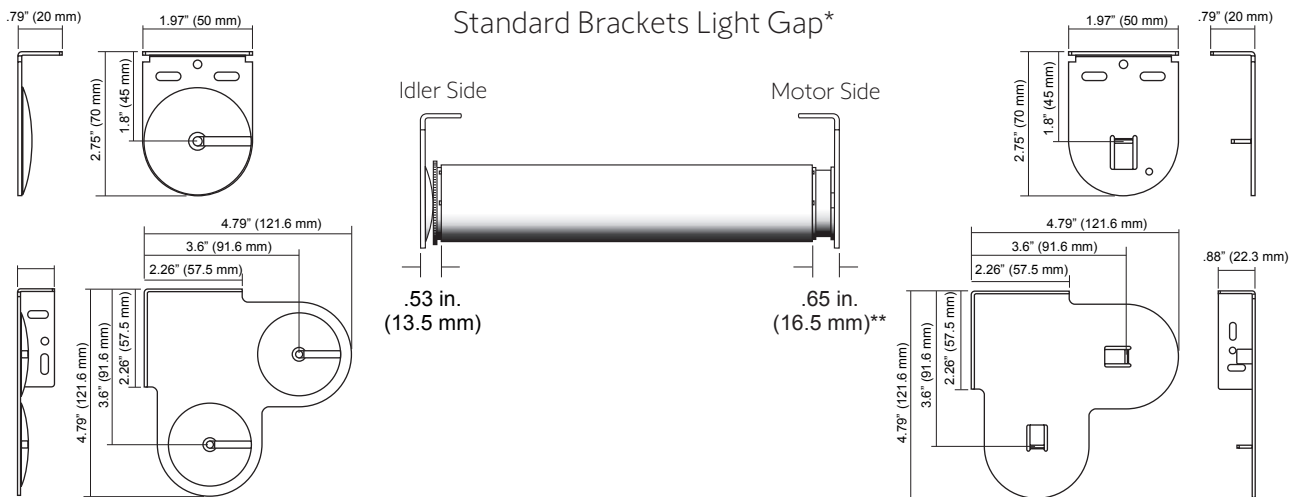
40mm WireFree Hardware Systems

Acmeda® System

Standard Bracket Components



Dimensions and Light Gap Specifications



*Dimensions for reference only and may differ depending on Mfg. product changes, installation, etc.

Includes motor bracket adaptor plate #9013789

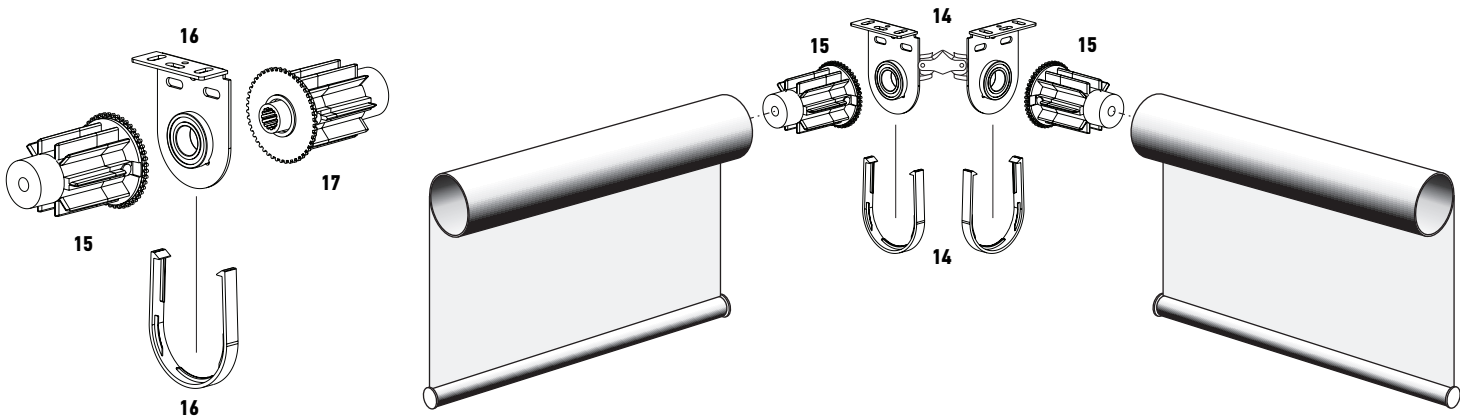
Product Chart

Image	Description	Catalog Number
1	Motor Sonesse® 40 WireFree RTS (Li-ion)	1240485
2	Crown Adaptor 44mm Tube (Acmeda® Type)	9013791
3	Drive Wheel 44mm (Acmeda® Type)	9013790
3A	400 Series Drive Stop with Screw	9147894
4	Motor Bracket Adaptor Plate (Acmeda® Type)	9013789
5	Motor & Idler Bracket Kit 40p (Acmeda® Type)	9013778
6	Plastic Bracket Cover 40p Kit (Acmeda® Type)	9013780
7	Idler End Plug 44mm Tube (Acmeda® Type)	9013774
8	44 M Aluminum Tube (16 ft. Max Length)	1780688
9	M3.5 x 9mm Screws	9014066
10	Motor Bracket Combo Set 122mm x 122mm	9013782

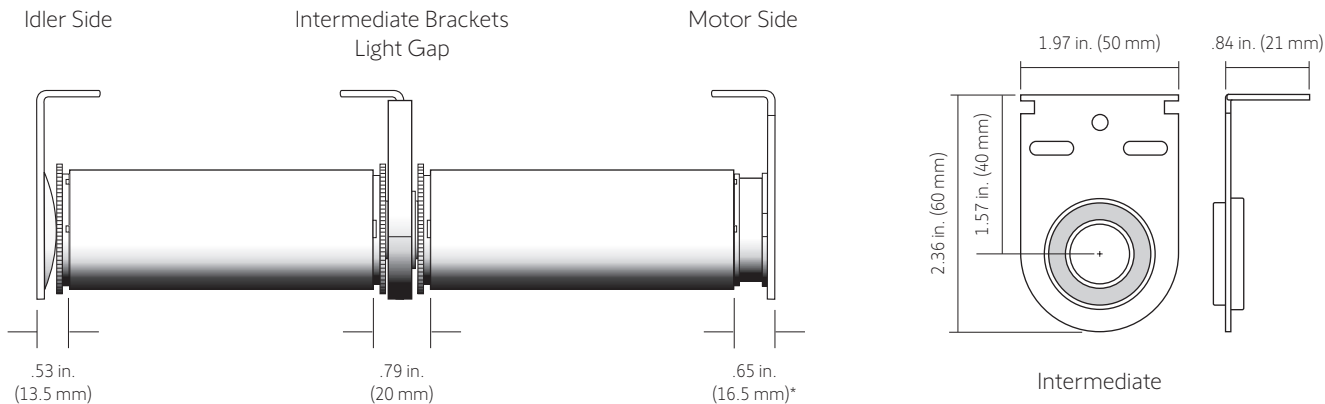
40mm WireFree Hardware Systems

Acmeda® System

Standard Bracket Components



Dimensions and Light Gap Specifications



* Includes motor bracket adaptor plate #9013789

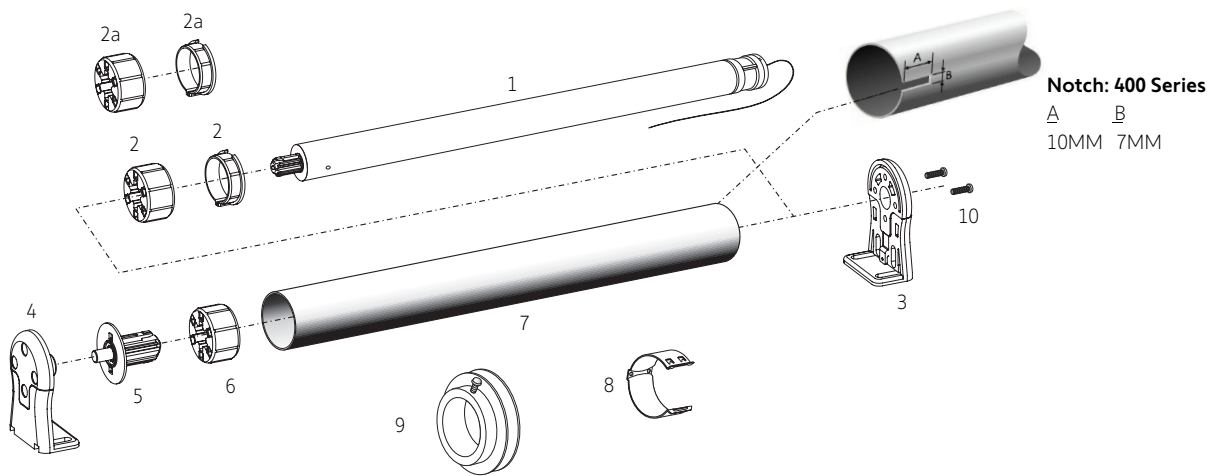
Product Chart

Image	Description	Catalog Number
14	Intermediate Bracket & Cover Kit 40p, 0-90 Degrees (Acmeda® Type)	9013787
15	Intermediate Male Idler End Plug (Acmeda® Type)	9013786
16	Intermediate Bracket & Cover Kit 40p (Acmeda® Type)	9013783
17	Intermediate Female Idler End Plug (Acmeda® Type)	9013785

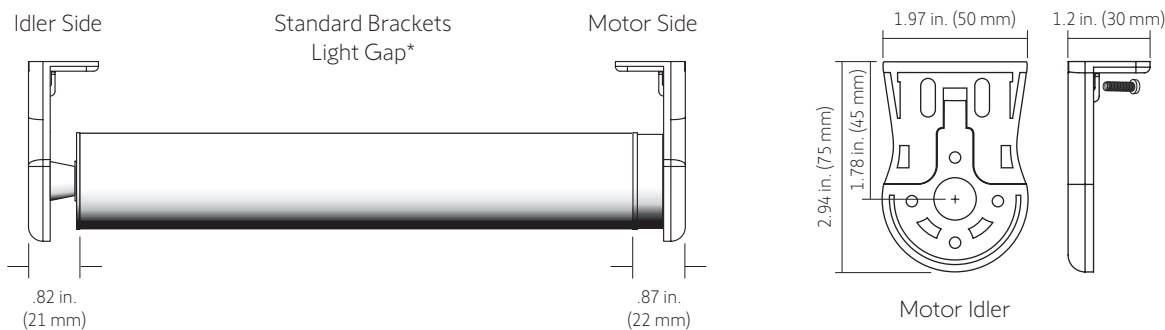
40mm WireFree Hardware Systems

Somfy Decorator Type

Standard Bracket Components



Dimensions and Light Gap Specifications



*Dimensions for reference only and may differ depending on Mfg. product changes, installation, etc.

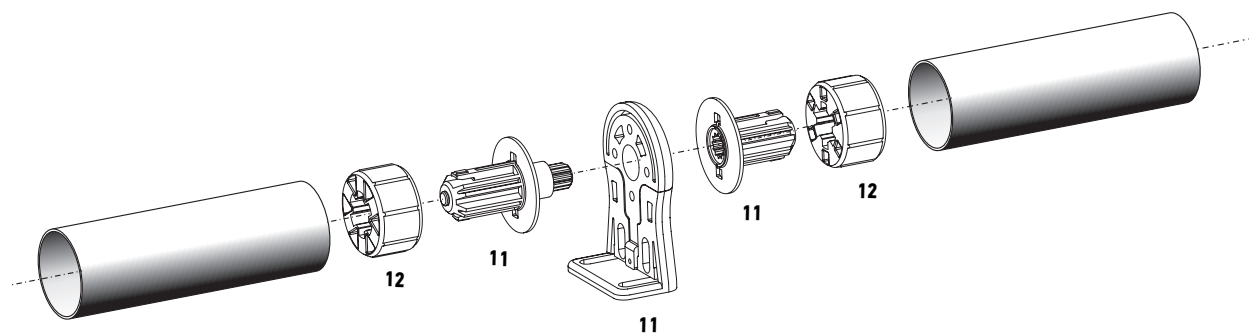
Product Chart

Image	Description	Catalog Number
1	Sonesse® 40 WireFree RTS (Li-ion)	1240485
2	Crown and Drive (Somfy 40mm x 1.5mm Round Tube)	9012224
2A	Crown and Rubberized Drive (Somfy 40mm x 1.5mm Round Tube)	9016654
3	Motor Bracket (Decorator Type)	9500683
4	Idler End Bracket (Decorator Type)	9500685
5	Idler End Plug (8mm Dia. Pin-Decorator Type)	9500688
6	40mm Round Drive only (for use with Idler End Plug)	9147544
7	Somfy 40mm Round Tube (20 ft. Max Length)	1781153
8	40mm Fabric/Cord Clip for Roman Shade Applications	9012200
9	Cord Take-Up Reel (40mm Tube)	1781152
10	M3.5 x 9mm Screws	9014066

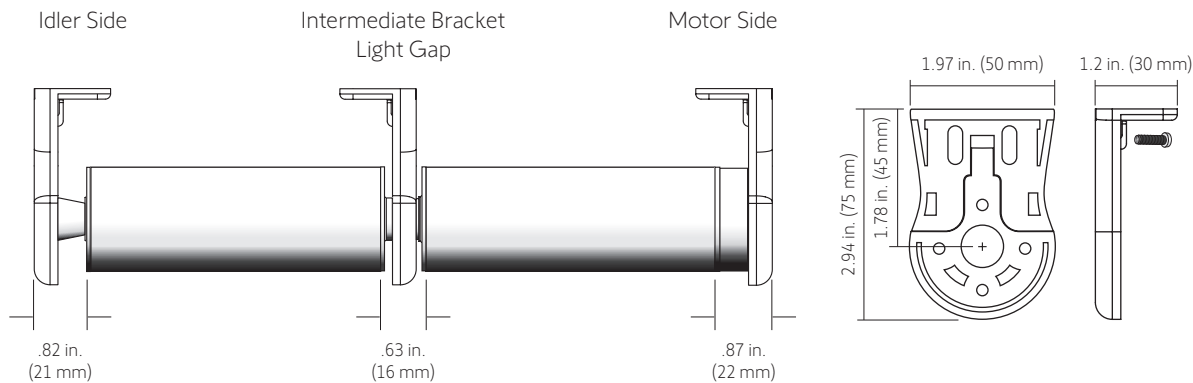
40mm WireFree Hardware Systems

Somfy Decorator Type

Standard Bracket Components



Dimensions and Light Gap Specifications



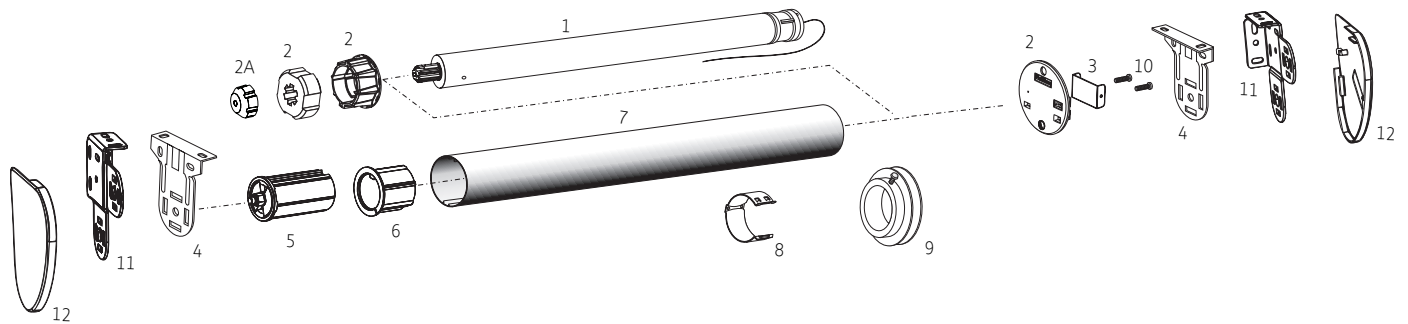
Product Chart

Image	Description	Catalog Number
11	Intermediate Bracket Kit (Decorator Type)	9500687
12	40mm Round Drive only (for use with Int. Bracket)	9147544

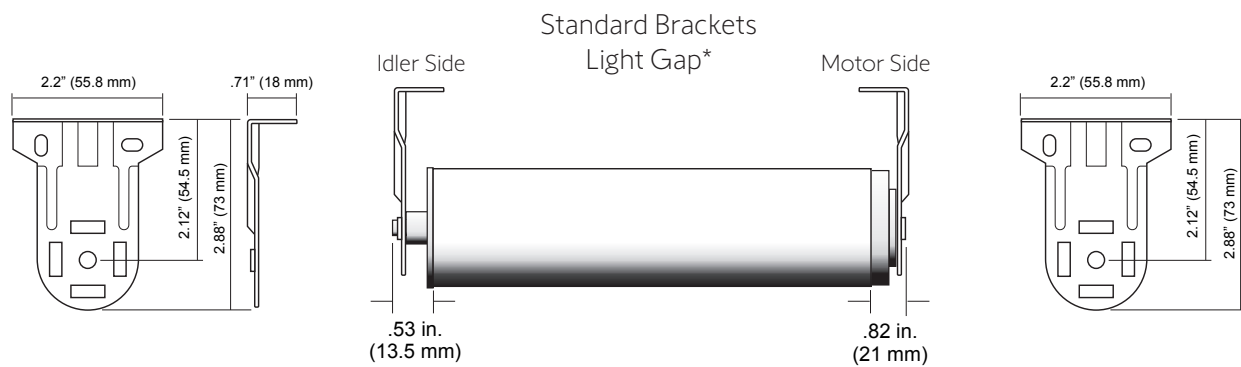
40mm WireFree Hardware Systems

RollEase® Skyline

Standard Bracket Components



Dimensions and Light Gap Specifications



*Dimensions for reference only and may differ depending on Mfg. product changes, installation, etc.

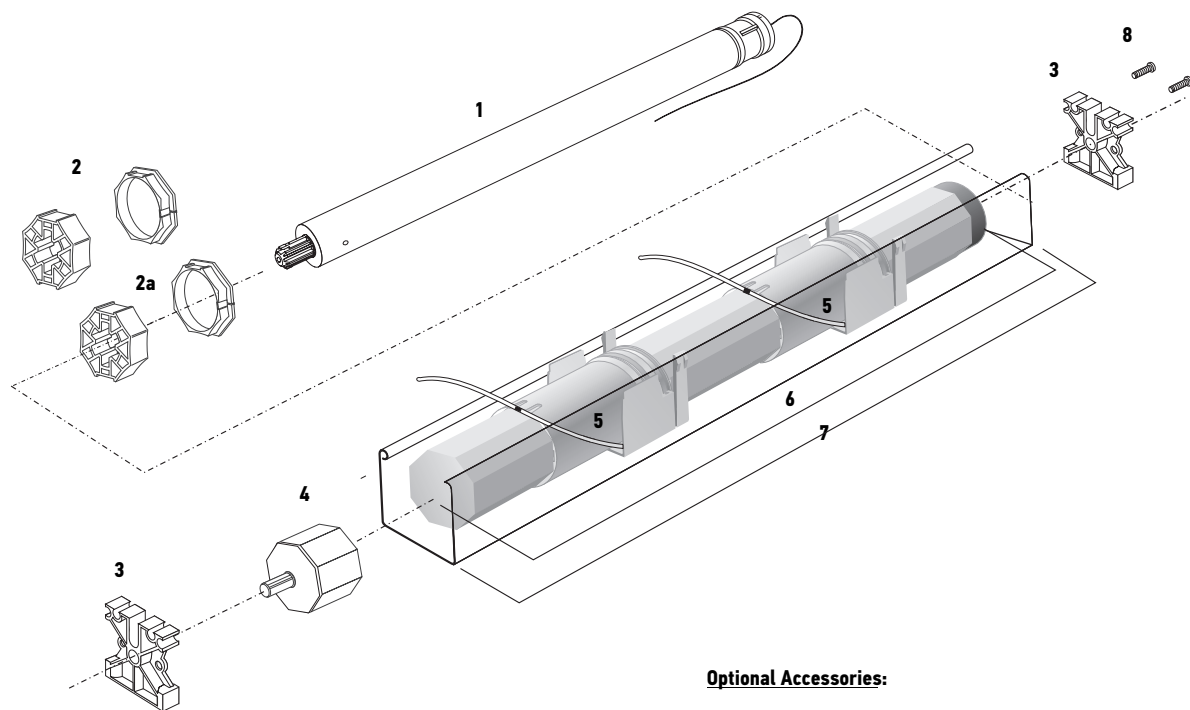
Product Chart

Image	Description	Catalog Number
1	Sonesse® 40 WireFree RTS (Li-ion)	1240485
2	Crown and Drive with Skyline Motor Mount Plate	9016352
2A	400 Series Drive Stop with Screw	9147894
3	Silent Motor Mount Clip for SkyLine Bracket	9017255
4	Rollease® Skyline Series Brackets 2"	9016325
5	Rollease® Skyline Series Idler End Plug	5059165
6	Idler Adaptor Collar 2" Profile Tube	9016366
7	2" Profiled Tube	1781798
8	Cord Clips for Roman Shade Applications 2" Tube	9138028
9	Take-Up Reel - Rollease 2" Tube	1781151
10	M3.5 x 9mm Screws	9014066
11	Rollease® Double Bracket	9016616
12	Rollease® Double Bracket Covers	9017267

40mm WireFree Hardware Systems

Somfy CTS 40

Cord Take-Up System (CTS)



Optional Accessories:



1781134 - 2" Slat Clips for Wood Blinds (White)
1781135 - 2" Slat Clips for Wood Blinds (Ivory)



1781133 - Ladder Crimp

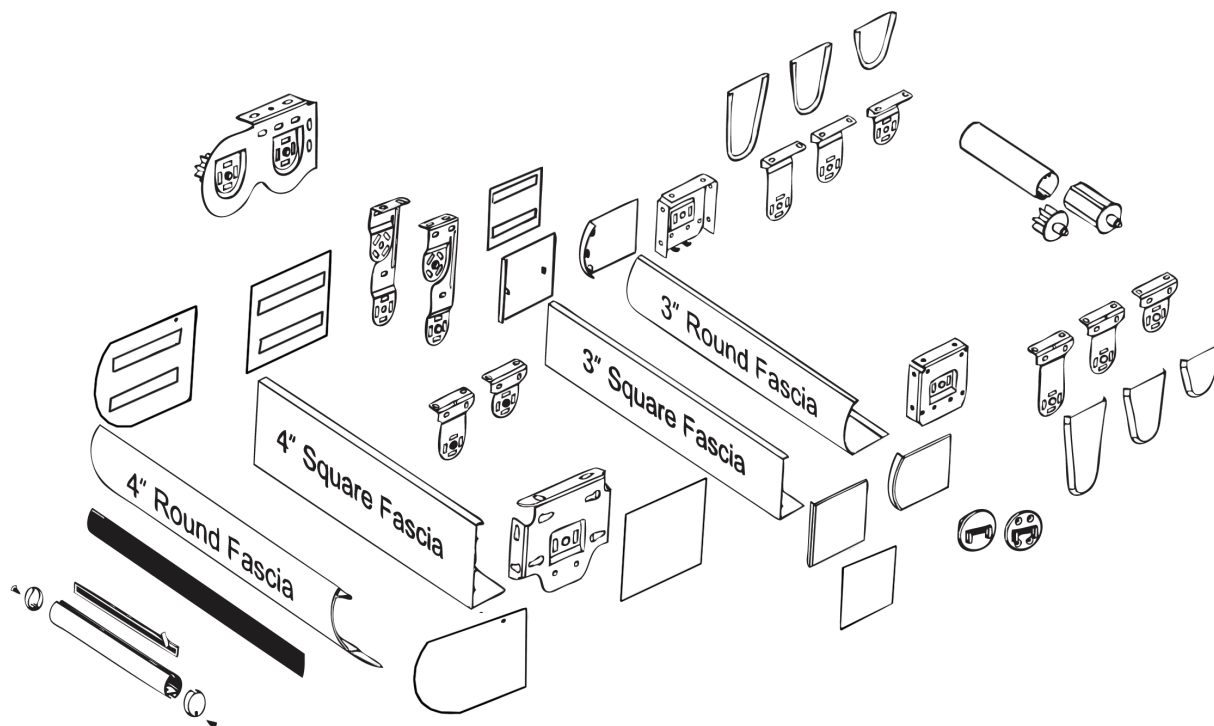
Product Chart

Image	Description	Catalog Number
1	Sonesse® 40 WireFree RTS (Li-ion)	1240485
2	Crown and Drive Kit (40mm Octagonal Tube)	9012225
2A	Crown and Rubberized Drive Kit (40mm Octagonal Tube)	9016655
3	Motor / Idler Bracket (for 57mm x 51mm Headrail)	9500736
4	Idler End Plug for 40mm Octagonal Tube	9012274
5	CTS 40 (for 57mm x 41mm Headrail)	1781118
6	Somfy 40mm Octagonal Tube (20 ft. Max Length)	1781154
7	57mm x 51mm (2" x 2 1/4") Gutter Rail Or Similar	Contact Manufacturer
8	M3.5 x 9mm Screws	9014066

Bracket, Fascia, and Cassette Solutions

RollEase®

Skyline™ Bracket and Fascia Accessories

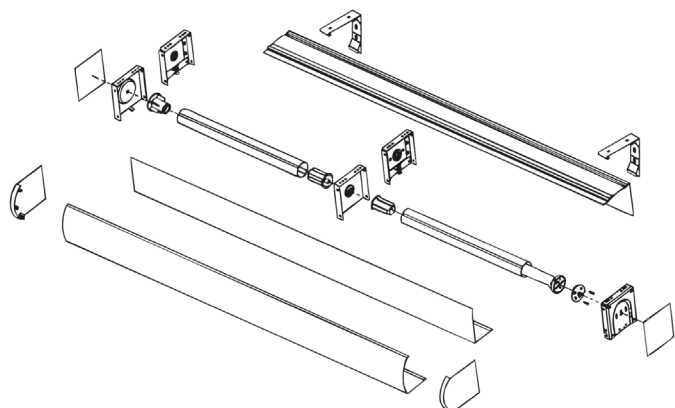


Please Note: for maximum torque limitations please refer to manufacturer's specifications

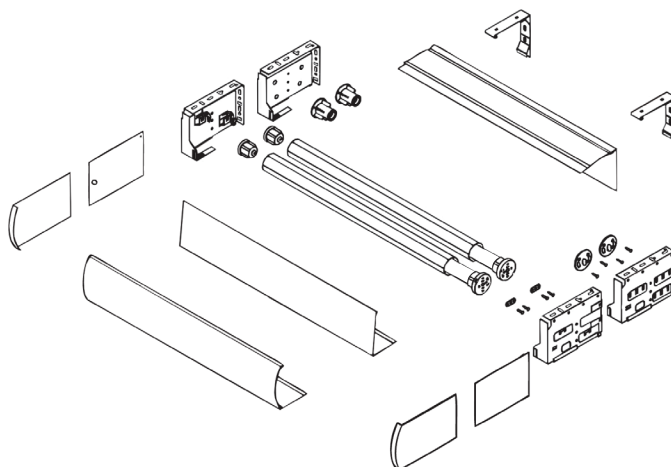
Bracket, Fascia, and Cassette Solutions

ZMC®

Intermediate Bracket Solutions



Duo Shade Fascia Components



40mm WireFree Mechanical Accessories


400 Series

400 Series to 500 Series Adaptor Kit



- Allows the use of 500 Series crowns and drives with 400 Series motors
 - Black composite
 - Maximum motor torque - 13 Nm
- Part #9013763

400 Series "LO" Bracket w/ a Square Stud




- Motor mounting screws included
 - 10mm square stud
 - Zinc plated steel
 - Maximum motor torque 13 Nm
- Part # 9147334

400 Series Drive Stop w/ Screw



- Prevents drive disengagement from 400 series motor shaft
 - 1 screw included
- Part #9147894

400 Series Motor Bracket



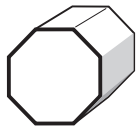
- Compatible with RollEase Bracket
 - Stainless steel
 - Maximum motor torque - 4 Nm
- Part #9012258*
- *to be used with M3.5x8MM screw*

400 Series to 500 Series Mounting Conversion Bracket



- White composite
 - Allows 400 Series WFMotors to be used w/ 500 Series Star Head motor brackets
 - Maximum motor torque - 9 Nm
 - 2 screws included
- Part #9027508

Crowns and Drives



400 Series Crown for
40 x 0.8mm
Octagonal Tube
Part #9147327

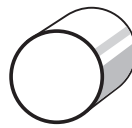


400 Series Drive for
40 x 0.8mm
Octagonal Tube
Part #9147545

400 Series 40mm Octagonal Set
Part #9012225



NEW 400 Series Crown and Rubberized Drive for
40mm Octagonal Tube
Part #9016655*



400 Series Crown
for 40 x 1.5mm
Round Tube
Part #9147330



400 Series Drive
for 40 x 1.5mm
Round Tube
Part #9147544

400 Series 40mm Round Set
Part #9012224



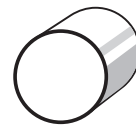
Crown Adaptor 44mm
Tube (Acmeda Type)
Part #9013791



Soft Drive Wheel 44mm
(Acmeda Type)
Part #9013790



NEW 400 Series Crown and Rubberized Drive for
40mm x 1.5mm Round Tube
Part #9016654*




400 Series Crown
for 40 x 1.5mm
Round Tube
Part #9147330



400 Series Drive
for 40 x 1.5mm
Round Tube
Part #9147544



Crown & Drive for Rollease/ZMC 2" Profilled Tube
Part #9016352*



400 Series Crown and Drive for HD
4" Silhouette (Quartette)
Part #9016953*

*Due to material composition it is recommended to apply a silicon-based lubricant to drive adaptor surface prior to motorized roller tube assembly. 400 Series drive stop with screw (part #9147894) should also be used to prevent drive disengagement during installation or removal.

Cord Lift 25 Zigbee (External Battery)

Item #: 1241780



Somfy
DESIGNED FOR
SILENCE



Applications



Cellular
Shades



Pleated
Shades



Roman
Shades



Woven
Wood

Technical Features

Voltage Supply	12V DC
Index Protection Rating (interior use only)	IP 20
Limit Switch Type	Electronic

Temperature Working Range	32°F to 140°F (0°C to 60°C)
---------------------------	-----------------------------

Insulation Class	Class III
------------------	-----------

Antenna	12 cm wire length, must not be cut or lengthened. For greatest RF range, must be exposed and should not come in contact with metal surfaces. RF wire may need to be repositioned for optimal performance.
---------	---

Dimensions

24 mm (.95 in.)



200 mm (7.9 in.)



Specifications

Nominal Torque	0.8 Nm
Nominal Speed	30 rpm
Adjustable Speed	18-30 by increment of 1 rpm
Radio Protocol	Zigbee 3.0 / Bluetooth 4.2
Radio Frequency	2.4 GHz
Battery Type	12V 2600mAh (external Lithium-ion)
Battery Autonomy	Only recharge once per year*
Charging Time	< 4 to 5 Hrs.
Low Battery Indicator	LED (on motor head)

Certifications



*Based on average shade size and one cycle per day

Cord Lift RTS (External Battery)

Item #: 1003294



Somfy
DESIGNED FOR
SILENCE



Offers control via
Radio Technology
Somfy® (RTS)



Applications



Cellular
Shades



Pleated
Shades



Roman
Shades



Woven
Wood



Horizontal
Blinds*

* When used with Somfy CTS25

Technical Features

Voltage Supply	12V DC
Index Protection Rating (interior use only)	IP 20
Limit Switch Type	Electronic


Temperature Working Range	32°F to 140°F (0°C to 60°C)
Insulation Class	Class III
Antenna	15cm RF antenna wire must be positioned outside of headrail and should not come in contact with metal surfaces for greatest RF range. RF wire may need to be repositioned for optimal performance. Antenna wire must not be cut.

Dimensions

.95 in. (24 mm)



7.9 in. (200 mm)



Specifications

Nominal Torque	0.8 Nm
Nominal Speed	30 rpm
Adjustable Speed	18-30 by increment of 1 rpm
Radio Protocol	RTS
Radio Frequency	433.42 MHz
Battery Type	12V 2600mAh (external Lithium-ion)
Battery Autonomy	Only recharge once per year*
Charging Time	4.5 Hrs.
Low Battery Indicator	LED (on motor head)

Certifications

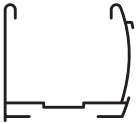


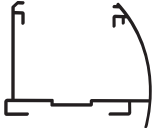





*Based on average shade size and one cycle per day

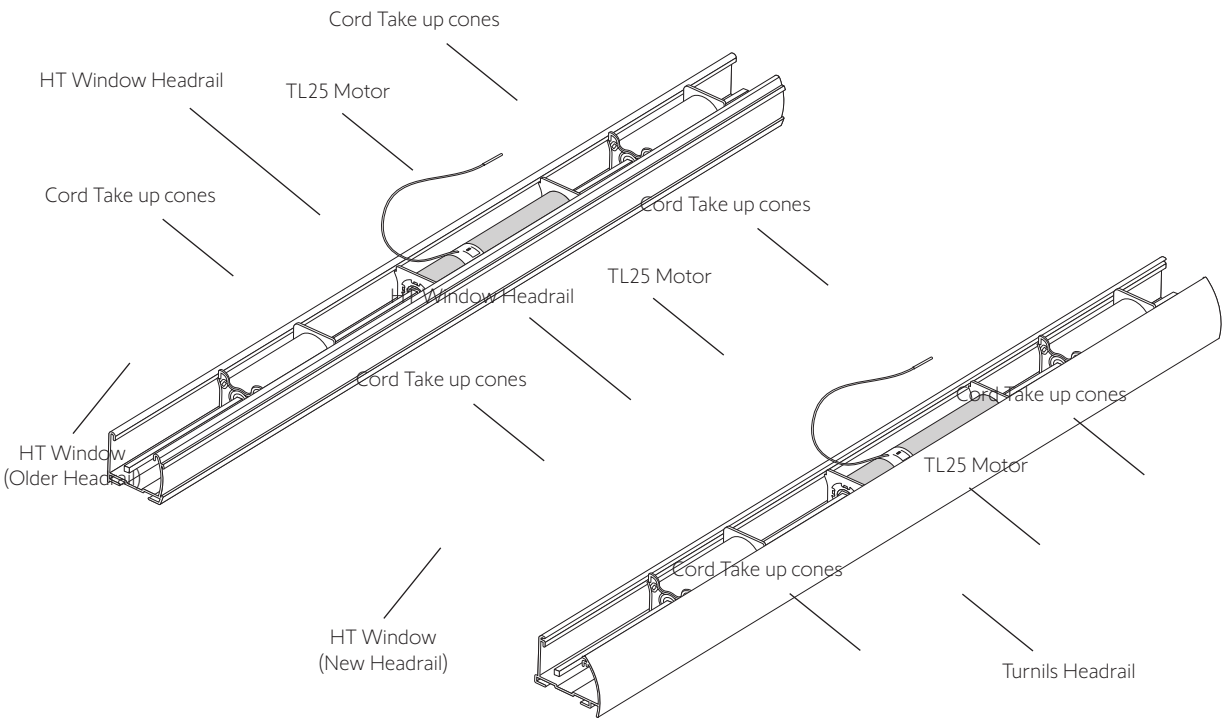
Cord Lift WireFree™ TL25

Hardware Systems and Accessories

TL25 Cord Lift Systems

System Type	Headrail Profile	Headrail Adaptors	Shaft Adaptors
HT Window (Older Version)		 Headrail Adaptors for HT Window 9026429	 Shaft Adaptor Turnils 9026430
HT Window (New Version)			
Turnils		 Headrail Adaptor for Turnils 9026427	 Shaft Adaptor HT Window 9026428

*Contact your local fabricator/distributor for complete products.



Cord Lift CL32 RTS

Item #: 1002422



Offers control via
Radio Technology
Somfy® (RTS)



Applications



Cellular
Shades



Pleated
Shades



Roman
Shades

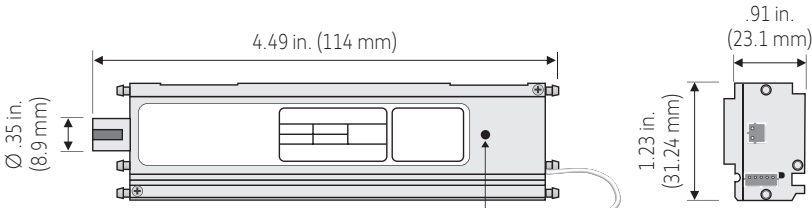
Technical Features

Voltage Supply	DC
Index Protection Rating	IP 20
Limit Switch Type	Electronic

Temperature Working Range	32°F to 140°F (0°C to 60°C)
Insulation Class	Class III

Antenna 15cm, wire length, must not be cut or lengthened. for greatest RF range, must be exposed and should not come in contact with metal surfaces. RF wire may need to be repositioned for optimal performance.

Dimensions



Specifications

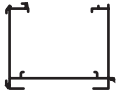

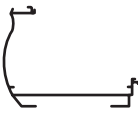

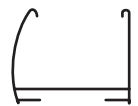

Nominal Torque	0.34 Nm
Nominal Speed	68 rpm
Radio Protocol	RTS
Radio Frequency	433.42 MHz
Battery Type	12V 2600mAh (external Lithium-ion)
Battery Autonomy	Only recharge once per year*
Charging Time	4.5 Hrs.

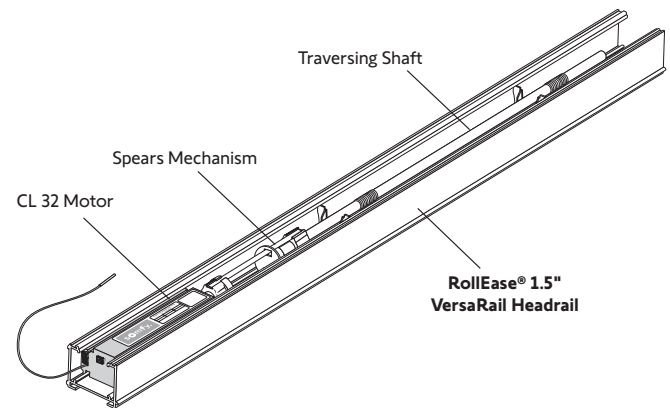
*Based on average shade size and one cycle per day

Cord Lift WireFree™ CL32 RTS

Hardware Systems and Accessories


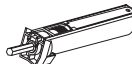


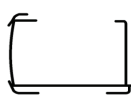







CL32 Traversing Shaft Systems

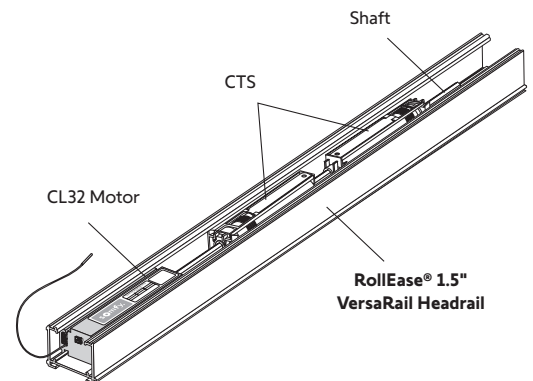
System Type	Headrail Profile	Headrail Adaptors	Shaft Adaptor
Rollease® 1.5" VersaRail		Not Required	 9013283 Spears Shaft Adaptor
*Graber®/Bali® EasyUp		 9013288	Available through Springs Window Fashions only
*Levolor/Kirsch Accordia (cord loop)		Available through Kirsch/Levolor only	 9013283 Spears Shaft Adaptor



*Contact your local distributor/retailer for complete products.




CL32 (CTS) Cone Systems

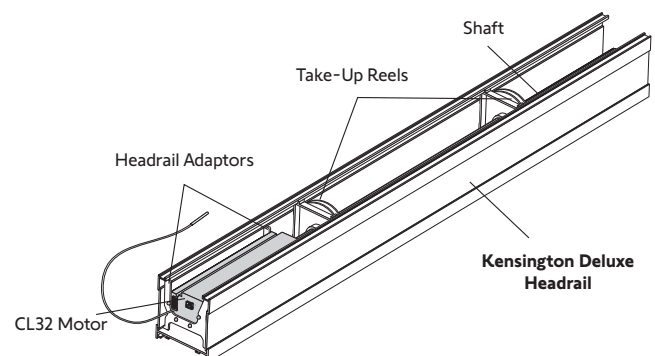
System Type	Headrail Profile	Headrail Adaptors	CTS (Cord Take-Up)	Shaft Type	Shaft Adaptor
Rollease® 1.5" VersaRail		Not Required	 9012503* Somfy CTS 5mm Hex	 5mm Hex	 9012105
Comfortex/ Turnils Global Headrail		 9015900	Available through Comfortex/ Turnils	 "V" Notch	 9015899
Blinds to Go (Smartlift) HT Window Fashions (Clutch)		 9017148	Available through Blinds To Go & HT Window Fashions	 4mm Square	 9013269



*Special order contact Somfy.

CL32 (CTS) Take-Up Reel Systems

System Type	Headrail Profile	Headrail Adaptors	Shaft Adaptor
Kensington Deluxe		 9013443 Headrail Adaptor For Kensington Deluxe Cord Loop	 9013284 Tape Reel Shaft Adaptor



Tilt 50 WireFree™ Through-Shaft Zigbee (External Battery)

Item #: 1241783



Applications

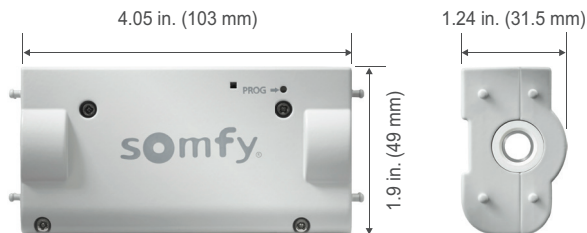


Horizontal
Blinds

Technical Features

Voltage Supply	12V DC	Temperature Working Range	32°F to 140°F (0°C to 60°C)
Index Protection Rating	IP 20 (for indoor use only)	Insulation Class	Class III
Limit Switch Type	Electronic	Antenna	12 cm wire length, must not be cut or lengthened. For greatest RF range, must be exposed and should not come in contact with metal surfaces. RF wire may need to be repositioned for optimal performance.

Dimensions



Specifications

Nominal Torque	1 Nm
Nominal Speed	10 rpm
Adjustable Speed	5-10 by increment of 1 rpm
Radio Protocol	Zigbee 3.0 / Bluetooth 4.2
Radio Frequency	2.4 GHz
Battery Type	12V 2600mAh (external Lithium-ion)
Battery Autonomy	Only recharge once per year*
Charging Time	< 4 to 5 Hrs.

*Based on average blind size and one cycle per day

Certifications



Tilt Only 50 WireFree™ RTS Through Shaft

Item #: 1240276



Offers control via
Radio Technology
Somfy® (RTS)



Applications

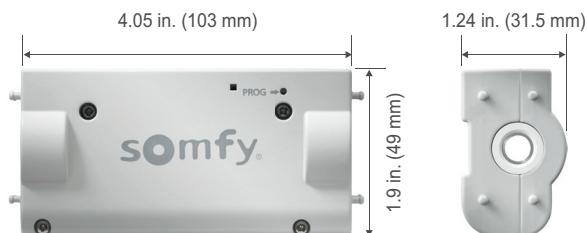


Horizontal
Blinds

Technical Features

Voltage Supply	12V DC	Temperature Working Range	32°F to 140°F (0°C to 60°C)
Index Protection Rating	IP 20 (for indoor use only)	Insulation Class	Class III
Limit Switch Type	Electronic	Antenna	17.5cm wire length, must not be cut or lengthened. For greatest RF range must be exposed and should not come in contact with metal surfaces. RF wire may need to be repositioned for optimal performance.

Dimensions



Specifications

Nominal Torque	1 Nm
Nominal Speed	10 rpm
Adjustable Speed	5-10 by increment of 1 rpm
Radio Protocol	RTS
Radio Frequency	433.42 MHz
Battery Type	12V 2600mAh (external Lithium-ion)
Battery Autonomy	Only recharge once per year*
Charging Time	4.5 Hrs.










Certifications



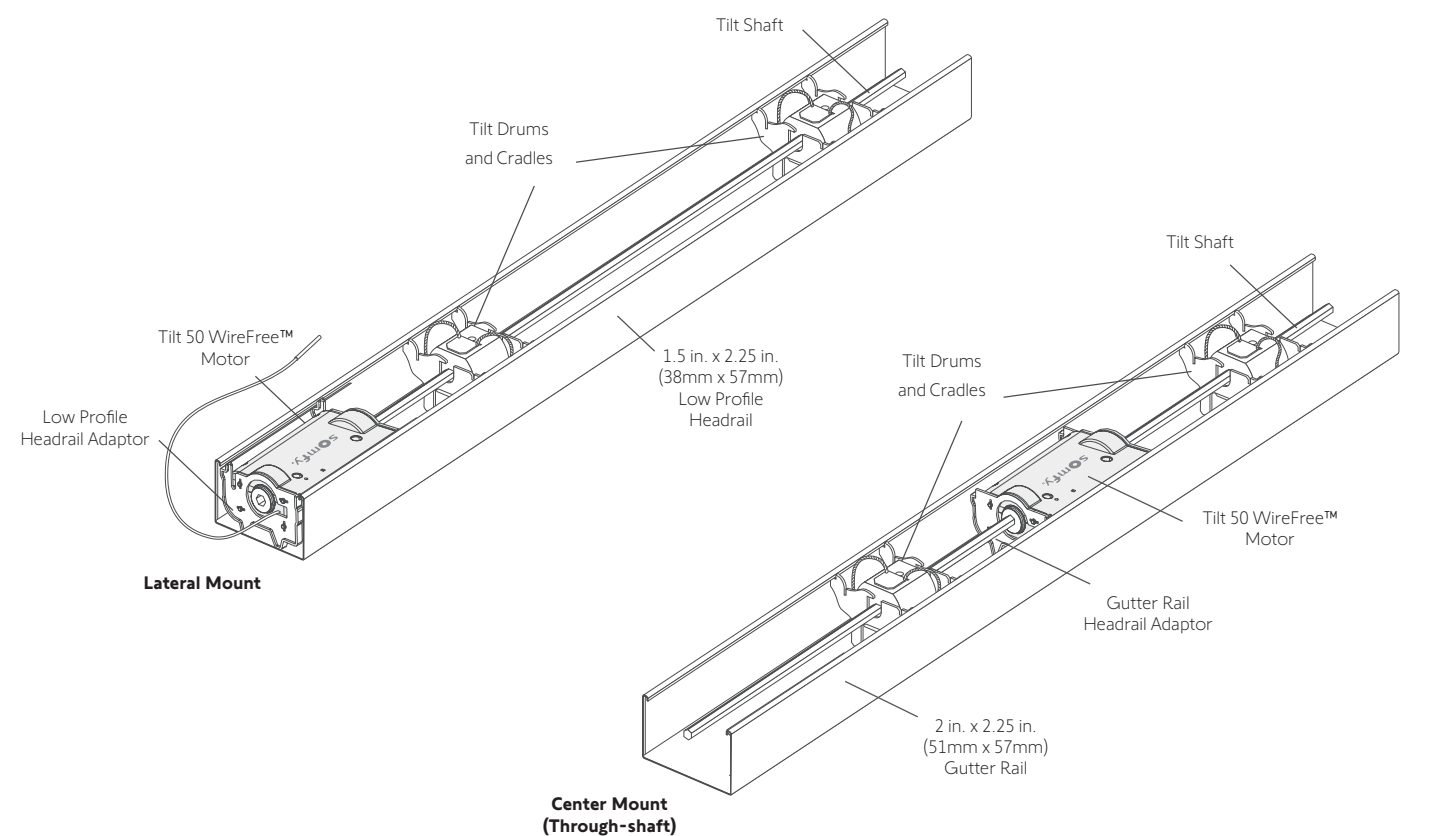
*Based on average blind size and one cycle per day

Tilt 50 WireFree™ RTS

Hardware Systems and Accessories

System Type	Headrail Profile	Headrail Adaptors	Shaft Adaptors*		
1.5 in. x 2.25 in. (38mm x 57mm) Low Profile Headrail		 Headrail Adaptor for Decora Sun Headrail 9025739	 6mm Hexagonal Shaft Adaptor 9025928	 5.5mm Hexagonal Shaft Adaptor 9025929	 5mm Hexagonal Shaft Adaptor 9025930
1.5 in. x 2.25 in. (38mm x 57mm) Low Profile Graber®/Bali® (SureClose™)		 Low Profile Headrail Adaptor 9025743	 6mm Square Shaft Adaptor 9025931	 6.4mm Square Shaft Adaptor 9025932	 4mm Square Shaft Adaptor 9027060
2 in. x 2.25 in. (51mm x 57mm) Gutter Rail		 Gutter Headrail Adaptors 9025742	 D Shaft Adaptor 9027062		

*Shaft adaptor colors may vary



WireFree Controls

Zigbee Technology

TaHoma® Switch

Ysia

Smart Plug



TaHoma® switch
1871037



TaHoma® switch Ethernet Adaptor
9028054



Ysia 1 Zigbee
1871153



Ysia 5 Zigbee
1871154



Smart Plug Zigbee
1871217

TaHoma® switch
(with ethernet adaptor)
1871038

Radio Technology Somfy® (RTS)



Situo & Telis Collections



Situo® 1 RTS
Pure Single
Channel Remote
1870571



Situo® 5 RTS
Pure Five
Channel Remote
1870575



Situo® 1 RTS
Iron Single
Channel Remote
1870572



Situo® 5 RTS
Iron Five
Channel Remote
1870576



Situo® 1 RTS
Natural Single
Channel Remote
1870573



Situo® 5 RTS
Natural Five
Channel Remote
1870577



Situo® 1 RTS
Arctic Single
Channel Remote
1870574



Situo® 5 RTS
Arctic Five
Channel Remote
1870578



Situo® 5 RTS
Soliris Five
Channel Remote
1870579



Situo® 5 RTS
Variation Five
Channel Remote
1811612



Telis 1 RTS Patio
Single Channel
Remote
1810643



Telis 4 RTS Patio
Five Channel
Remote
1810645



Telis 16 Channel RTS
Pure Remote with
On-screen display
1811081



Telis 16 Channel RTS
Silver Remote with
On-screen display
1811082



Telis 1 Chronis RTS
Pure Timer with
On-screen display
1805237

NOTE: for additional information regarding Zigbee® or RTS controls, contact Somfy Systems, Inc.

WireFree Controls

Radio Technology Somfy® (RTS)



DecoFlex WireFree™ Wall Switches



DecoFlex 1
Channel RTS



DecoFlex 2
Channel RTS



DecoFlex 3
Channel RTS



DecoFlex 4
Channel RTS
WireFree™ Wall Switch



DecoFlex 5
Channel RTS
WireFree™ Wall Switch




DecoFlex WireFree™
3-Button
White
1870908



DecoFlex WireFree™
Surface 5 Channel
White
1871025

- Wall Switches shown in white. Also available in black and ivory finishes.
- Shown assembled with printed channel buttons.
- Custom engraved buttons are also available.



Black Ivory

- Wall Switches only available in white.

Table Top Accessories



DecoFlex WireFree™
RTS Table Top
Accessory
Black
1811051*



DecoFlex WireFree™
RTS Table Top
Accessory
Silver
1810972*



DecoFlex WireFree™
RTS Table Top
Accessory
White
1811185*

*DecoFlex Switch sold separately from Table Top Accessory.

Smoove® Wall Switch



Smoove® 1 RTS Pure
1811533



Smoove® 4 RTS Pure
1811748

- Battery-operated convenience
- Surface mounts with ease
- Frames available in 7 colors



Contact Somfy for more information.

RTS Repeater



RTS Repeater
(extends RTS range)
1810791

Dry Contact

DRY CONTACT

TaHoma®

16 Channel RTS Interface

RTS Dry Contact Interface



TaHoma® RTS
Smartphone & Tablet Interface

1811731



TaHoma Ethernet Adaptor

1870470



Universal RTS Interface 16-Channel
(Converts IR, RS232, RS485 to RTS)

1810872



RTS Dry Contact Interface
Single Channel

1810493

NOTE: for additional information regarding Zigbee® or RTS controls, contact Somfy Systems, Inc.

WireFree Power Accessories

Power Accessories

Li-ion Solar Panel Kit



9027294

(Includes: Solar panel, 4 panel mounting brackets and glass mount adhesive)

- For use with V2 Li-ion Motors
- For use with all external battery motors using rechargeable Li-ion Battery Pack #9021217


Rechargeable Li-ion Battery Pack



9021217

- For use with all external Zigbee and RTS battery motors
- For use with battery charger #9025166

Lithium-ion Charger



9025166

- For use with V2 Li-ion motors (Zigbee and RTS)
- For use with Rechargeable Li-ion Battery Pack #9021217

Li-ion Charging Extension Cable



9021131
8" Extension Cable

- For use with V2 Li-ion motors
- For use with Rechargeable Li-ion Battery Pack #9021217

Magnetic Adaptor



9028562

- For use with 9028560 Magnetic Rigid Cable. Compatible with all Zigbee & RTS Motors and Li-ion battery pack #9021217

Magnetic Rigid Cable



9028560

- For use with 9028562 Magnetic adaptor. Compatible with all V2 Li-ion Motors and Li-ion battery pack #9021217

Single 12V DC Reloadable Battery Tube



9018685

- For use with all external battery motors
- Requires 8 AA lithium-ion batteries #9014834

8 AA Lithium Battery Package Tubes



9014834

- For use with Reloadable Battery Tube #9018685

Dual 12V DC Reloadable Battery Tube "Y" Harness



9018625

Used to connect (2) 12V DC Reloadable Battery Tubes #9018685

Battery/Power Extension Cables



10' - 9018623



48' - 9016736



96' - 9018624

for use with all external Zigbee and RTS motors
for use with Li-ion Battery Pack #9021217
for use with Reloadable Battery Tube #9018685

12V DC Plug-In Power Supply



1870940

for use with all external battery motors
Eliminates use of batteries

Power Hardware Accessories

Replacement Mounting Clips for Battery Tube



9013263

Included with Reloadable Battery Tube #9018685

Solar Panel Mounting Bracket Kit



9015897

Included with Li-ion Solar Panel Kit #9027294

Replacement Mounting Clips for Li-ion Battery Pack



9027701

Included with Li-ion Battery Pack #9021217



DECOFLEX WIREFREE™ SURFACE 5 CHANNEL BUTTON ENGRAVING FORM

<https://www.somfypro.com/DecoFlex-custom-button>

Customer Name: _____ Customer #: _____

SHIPPING

Shipping Information

Ship to: Default Shipping Address Drop Ship
Name: _____
Address: _____
City: _____ State: _____ Zip: _____
Phone: _____

Project Information

Project Name: _____
Installer Name/Company: _____
P/O #: _____ Order #: _____
Area: _____
Room: _____

***(F):** Command Button by default is labeled STOP on the DecoFlex Range of keypads.

G and **H** buttons by default are labeled as follows:

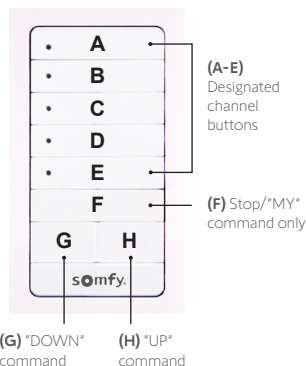
- **G** = down icon
- **H** = up icon

If you prefer they can be substituted with an associated command NAME (UP, DOWN, LOWER, etc.) up to 5 characters.

ENGRAVING OPTIONS

	Buttons (A-F) 9 Characters Maximum (including spaces)	QTY.
A		
B		
C		
D		
E		
F		
G		
H		

DecoFlex WireFree™ Surface 5 Channel #1871025



Engraving Options - Default option will be used if nothing is selected.

Character Types: ALL LETTERS CAPITALIZED (Default) First Letters Capitalized As written in above section
(choose one)

Payment terms of your account will apply. All engraved wall plates are custom made and are non-cancellable. Please send form to: Fax # (609) 495-8117 or e-mail to: Ordering_us@somfy.com

New Jersey
121 Herrod Blvd.
Dayton, NJ 08810
T: (609) 395-1300
F: (609) 395-1776

Somfy Systems, Inc.
T: (800) 22-SOMFY
www.somfypro.com
Florida
1200 SW 35th Ave.
Boynton Beach, FL 33426
T: (561) 995-0335
F: (561) 995-7502

California
15301 Barranca Parkway
Irvine, CA 92618-2201
T: (949) 727-3510
F: (949) 727-3775

Somfy ULC
T: (800) 66-SOMFY
www.somfypro.ca
6411 Edwards Blvd
Mississauga, ON L5T 2P7
CN: (800) 66-SOMFY
F: (905) 564-6446



DECOFLEX KEYPAD BUTTON ENGRAVING FORM

<https://www.somfypro.com/decoflex-custom-button>

<https://www.somfypro.ca/decoflex-custom-button>

Customer Name: _____ Customer #: _____

SHIPPING

Shipping Information

Ship to: Default Shipping Address Drop Ship
Name: _____
Address: _____
City: _____ State: _____ Zip: _____
Phone: _____

Project Information

Project Name: _____
Installer Name/Company: _____
P/O #: _____ Order #: _____
Area: _____
Room: _____

STYLE

Button Color:

White #9018529 Ivory #9018260 Black #9018261

Switch Type:

RTS Dry Contact
Available in White only.
Somfy Digital Network (SDN) RS485
Including the SDN Group Keypad. Available in White only.

ENGRAVING OPTIONS

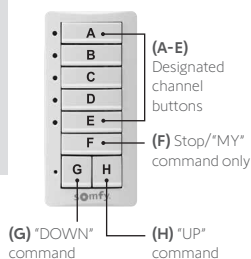
Buttons (A-F) 9 Characters Maximum (including spaces) QTY.

A									
B									
C									
D									
E									
F									
G									
H									

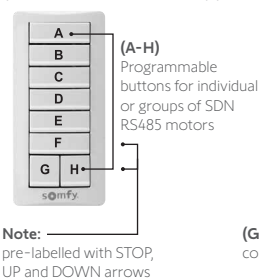
**(F): Command Button by default is labeled STOP on the DecoFlex Range of keypads.
G and H buttons by default are labeled as follows:
(G = down icon) WHITE - #9018263 IVORY - #9018264 BLACK - #9018265
(H = up icon): WHITE - #9018267 IVORY - #9018268 BLACK - #9018269*

*If you prefer they can be substituted with an associated command
NAME (UP, DOWN, LOWER, etc.) up to 5 characters.*

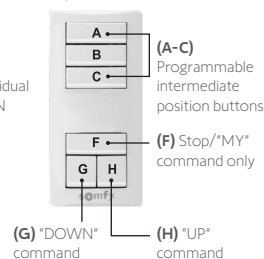
DecoFlex RTS



DecoFlex SDN (Standalone or Group)



DecoFlex Dry Contact



Engraving Options - Default option will be used if nothing is selected.

Character Types: ALL LETTERS CAPITALIZED (Default) First Letters Capitalized As written in above section
(choose one)

Payment terms of your account will apply. All engraved wall plates are custom made and are non-cancellable. Please send form to: Fax # (609) 495-8117 or e-mail to: Ordering_us@somfy.com

New Jersey
121 Herrod Blvd.
Dayton, NJ 08810
T: (800) 22-SOMFY
F: (609) 395-1300

Somfy Systems, Inc.
T: (800) 22-SOMFY
www.somfypro.com
Florida
1200 SW 35th Ave.
Boynton Beach, FL 33426
T: (877) 22-SOMFY
F: (561) 995-7502

California
15301 Barranca Parkway
Irvine, CA 92618-2201
T: (877) 72-SOMFY
F: (949) 727-3510

Somfy ULC
T: (800) 66-SOMFY
www.somfypro.ca
6411 Edwards Blvd
Mississauga, ON L5T 2P7
CN: (800) 66-SOMFY
F: (905) 564-6446



SMOOVE® WIRELESS WALL SWITCHES

Custom Engraving Order Form

Available for Pure frames only

Customer Name: _____ Customer #: _____

SHIPPING

Shipping Information

Ship to: Default Shipping Address Drop Ship

Name: _____

Address: _____

City: _____ State: _____ Zip: _____

Phone: _____

Project Information

Project Name: _____

Installer Name/Company: _____


P/O #: _____ Order #: _____

Area: _____

Room: _____

OPTION 1: Smoove® 1 RTS

Complete section for the desired option



***Logo specs: Maximum dimension: 1.97 in (5cm) wide x .39 in. (1cm) high
File format (type): .dxf files only*

STYLE OPTIONS

Choose only 1

Smoove Frame, Pure
#9027376 (Frame Only)

Quantity:

Smoove 1 RTS Pure
#1871191 (Switch + Frame)

Quantity:

Example:



Engraving Options - Default option will be used if nothing is selected.

Character Types: (choose one)

ALL LETTERS CAPITALIZED (Default)

First Letters Capitalized

As written in above section



SMOOVE® WIRELESS WALL SWITCHES

Custom Engraving Order Form

Available for Pure frames only

Customer Name: _____ Customer #: _____

SHIPPING

Shipping Information

Ship to: Default Shipping Address Drop Ship
Name: _____
Address: _____
City: _____ State: _____ Zip: _____
Phone: _____

Project Information

Project Name: _____
Installer Name/Company: _____
P/O #: _____ Order #: _____
Area: _____
Room: _____

SINGLE GANG ENGRAVING OPTIONS

OPTION 2: Smoove® 4 RTS

Complete section for the desired option

14-character wide border at top

Use Logo Instead**

TEXT 5-character wide field

TEXT 5-character wide field

TEXT 5-character wide field

TEXT 5-character wide field

Use Logo Instead**

14-character wide border at bottom

***Logo specs: Maximum dimension: 1.97 in (5cm) wide x .39 in. (1cm) high
File format (type): .dxf files only*

STYLE OPTIONS

Choose only 1

Smoove Frame, Pure
#9027376 (Frame Only)

Quantity:

Smoove 4 RTS Pure
#1871192 (Switch + Frame)

Quantity:

Example:



Engraving Options - Default option will be used if nothing is selected.

Character Types: (choose one)

ALL LETTERS CAPITALIZED (Default)

First Letters Capitalized

As written in above section



SMOOVE® WIRELESS WALL SWITCHES

Custom Engraving Order Form

Available for Pure frames only

Customer Name: _____ Customer #: _____

SHIPPING

Shipping Information

Ship to: Default Shipping Address Drop Ship
Name: _____
Address: _____
City: _____ State: _____ Zip: _____
Phone: _____

Project Information

Project Name: _____
Installer Name/Company: _____
P/O #: _____ Order #: _____
Area: _____
Room: _____

OPTION 3: Dual Gang Vertical

Complete section for the desired option

Use Logo Instead**

TEXT

TEXT

TEXT

TEXT

Use Logo Instead**

TEXT

TEXT

TEXT

TEXT

Use Logo Instead**


***Logo specs: Maximum dimension: 1.97 in (5cm) wide x .39 in (1cm) high
File format (type): .dxf files only*

STYLE OPTIONS

Smoove Double Frame, Pure
#9027377 (Frame Only)

Quantity:

Examples:



Engraving Options - Default option will be used if nothing is selected.

Character Types: (choose one)

ALL LETTERS CAPITALIZED (Default)

First Letters Capitalized

As written in above section



SMOOVE® WIRELESS WALL SWITCHES

Custom Engraving Order Form

Available for Pure frames only

Customer Name: _____ Customer #: _____

SHIPPING

Shipping Information

Ship to: Default Shipping Address Drop Ship
Name: _____
Address: _____
City: _____ State: _____ Zip: _____
Phone: _____

Project Information

Project Name: _____
Installer Name/Company: _____
P/O #: _____ Order #: _____
Area: _____
Room: _____


DUAL GANG ENGRAVING OPTIONS

OPTION 4: Dual Gang Horizontal

Complete section for the desired option

***Logo specs: Maximum dimension: 1.97 in (5cm) wide x .39 in (1cm) high. File format (type): .dxf files only*

Examples:



STYLE OPTIONS

Smoove Double Frame, Pure
#9027377 (Frame Only)

Quantity:

Engraving Options - Default option will be used if nothing is selected.

Character Types: ALL LETTERS CAPITALIZED (Default) First Letters Capitalized As written in above section
(choose one)

Payment terms of your account will apply. All engraved frames are custom made and are non-cancellable. Please send form to: Fax # (609) 495-8117 or e-mail to: Ordering_us@somfy.com

New Jersey
121 Herrod Blvd.
Dayton, NJ 08810
T: (609) 395-1300
F: (609) 395-1776

Somfy Systems, Inc.
T: (800) 22-SOMFY
www.somfypro.com
Florida
1200 SW 35th Ave.
Boynton Beach, FL 33426
T: (561) 995-0335
F: (561) 995-7502

California
15301 Barranca Parkway
Irvine, CA 92618-2201
T: (949) 727-3510
F: (949) 727-3775

Somfy ULC
T: (800) 66-SOMFY
www.somfypro.ca
6411 Edwards Blvd
Mississauga, ON L5T 2P7
CN: (800) 66-SOMFY
F: (905) 564-6446



Make the move

About Somfy®

For over 50 years, Somfy has been pioneering innovative motorization and automated solutions for window coverings and exterior shading products. With comfort, ease of use, security, and sustainability in mind, our seamless and connected solutions are designed to help people make the move to living spaces impactful for humans and with a reduced impact on nature.

A BRAND OF **SOMFY** GROUP

New Jersey
121 Herrod Blvd.
Dayton, NJ 08810
T: (609) 395-1300
F: (609) 395-1776

Somfy Systems, Inc.
T: (800) 22-SOMFY
www.somfypro.com

Florida
1200 SW 35th Ave.
Boynton Beach, FL 33426
T: (561) 995-0335
F: (561) 995-7502

California
15301 Barranca Pkwy.
Irvine, CA 92618-2201
T: (949) 727-3510
F: (949) 727-3775

Somfy ULC
T: (800) 66-SOMFY
www.somfypro.ca

Canada
6411 Edwards Blvd.
Mississauga, ON L5T 2P7
T: (905) 564-6446
F: (905) 238-1491